

# 2006 FACTBOOK



TRIDENT TECHNICAL COLLEGE

Compiled by Institutional Research - 2007

## TABLE OF CONTENTS

### Section I General Information

|                           |   |
|---------------------------|---|
| Introduction .....        | 1 |
| Vision Statement .....    | 1 |
| Mission Statement .....   | 1 |
| Institutional Values..... | 1 |
| Strategic Goals .....     | 2 |
| History.....              | 2 |
| Accreditation .....       | 3 |

### Section II Enrollment

|  |   |
|--|---|
| Trends.....  | 5 |
| Campus.....  | 5 |
| Fall Headcount .....   | 6 |
| Gender .....   | 6 |
| Full-Time and Part-Time Fall Enrollment.....   | 7 |
| Ethnic Origin .....  | 8 |
| County of Residence.....   | 8 |
| Student Age Distribution .....   | 9 |
| Opening Fall Enrollment: Trident, Greenville, Midlands Technical Colleges & All SC Tech. Colleges..... | 9 |

### Section III Program Enrollment (Headcount)

|   |    |
|---|----|
| Allied Health Sciences .....                | 10 |
| Business Technology .....                   | 11 |
| Community, Family and Child Studies.....    | 13 |
| Culinary Institute of Charleston.....       | 14 |
| Film, Media and Visual Arts .....           | 15 |
| Humanities and Social Sciences .....        | 16 |
| Industrial and Engineering Technology ..... | 17 |
| Law-Related Studies.....                    | 20 |
| Nursing .....                               | 20 |
| Science and Mathematics.....                | 21 |
| Unduplicated Program Enrollment.....        | 21 |

### Section IV Credit Hours

|  |    |
|--|----|
| Credit Hours Generated by Division ..... | 22 |
|--|----|

### Section V Graduates

|   |    |
|---|----|
| Allied Health Sciences .....  | 23 |
| Business Technology .....   | 24 |
| Community, Family and Child Studies.....                              | 26 |
| Culinary Institute of Charleston.....                                 | 27 |
| Film, Media and Visual Arts .....                                     | 28 |
| Humanities and Social Sciences .....                                  | 29 |
| Industrial and Engineering Technology .....                           | 30 |
| Law-Related Studies.....  | 33 |
| Nursing.....  | 34 |
| Science and Mathematics.....  | 35 |
| Graduates by Associate Degree, Diploma and Certificate Programs ..... | 35 |
| Graduates by Gender and Ethnic Origin by Division .....               | 36 |

**Section VI Graduate Placement Rate**

Allied Health Sciences ..... 38  
Business Technology ..... 39  
Community, Family and Child Studies ..... 41  
Culinary Institute of Charleston..... 42  
Film, Media and Visual Arts ..... 43  
Humanities and Social Sciences ..... 44  
Industrial and Engineering Technology ..... 45  
Law-Related Studies..... 48  
Nursing ..... 48  
Science and Mathematics..... 49  
Overall Graduate Placement Rate..... 49

**Section VII Financial Aid**

Summary of Awards by Number of Students ..... 50  
Amount of Awards..... 50

**Section VIII Faculty and Staff**

Full-Time Faculty ..... 51  
Full-Time Faculty by Gender ..... 52  
Highest Degree of Faculty by Division..... 53  
Highest Degree of Faculty by Gender ..... 54  
Average Teaching and Working Experience of Faculty by Division ..... 55  
Faculty and Staff Employment by EEO Category, Gender and Ethnic Origin..... 56  
Average Nine-Month Full-Time Faculty Salaries ..... 56

**Section IX Continuing Education and Economic Development**

Introduction ..... 57  
Career, Personal and Professional Development Department ..... 57  
Health, Human Services, Environmental and Safety Department..... 57  
Manufacturing, Industrial and Construction Trades Department..... 57  
Public Courses ..... 58  
Contractual Training..... 61

**Section X Development**

Summary of Public and Private Support..... 62

## SECTION I - GENERAL INFORMATION

---

### Introduction

This is the 19th edition of the Trident Technical College (TTC) *FactBook*. It is dedicated to serving the frequent information needs and interests of students, faculty, staff, alumni and the public.

This publication offers relevant information on principal characteristics and strengths of the college. The content is based upon the results of readership needs surveys.

Your enthusiastic reactions to past issues of the *FactBook* are appreciated, and you are encouraged to offer suggestions for improvement of future issues. Response to the *FactBook* demonstrates its many applications in the shared management, administrative and planning activities of TTC.

### Vision Statement

Trident Technical College's vision is to be a leader among two-year colleges in providing diverse and innovative educational programs and services in a highly technical and competitive global environment.

### Mission Statement

Trident Technical College is a public, two-year, multi campus institution which provides quality education and promotes economic development in Berkeley, Charleston and Dorchester counties. TTC is a member of the State Board for Technical and Comprehensive Education system.

As an open-door institution of higher education, the College provides lifelong learning opportunities for traditional and nontraditional students. These opportunities enhance the economic, social and cultural life of the community. Accessible and responsive to the needs of this multicultural community, TTC prepares students for a rapidly changing global environment.

Each semester approximately 12,000 credit students enroll in programs leading to college transfer associate degrees and technical associate degrees, diplomas and certificates. The curriculum includes programs in Allied Health Sciences; Business Technology; Community, Family and Child Studies; Culinary Institute of Charleston; Film, Media and Visual Arts; Humanities and Social Sciences; Industrial and Engineering Technology; Law-Related Studies; Nursing; and Science and Mathematics. To foster student success, TTC provides developmental education and comprehensive student services.

Using communication and problem-solving skills, graduates draw on knowledge from a broad range of disciplines to make decisions and perform tasks, working as individuals and as team members.

As a state and national resource, TTC provides continuing education courses, customized education and training for business, industry and government, and a variety of activities and services, including facilities for the Center for Accelerated Technology Training to offer employment training programs.

### Institutional Values

The College pursues its mission guided by the following institutional values.

- The worth and dignity of each individual.
- The rich cultural and ethnic diversity of our students, faculty and staff.  
A management and leadership philosophy defined by high ethical standards, open communication, teamwork, employee empowerment, and continual assessment and improvement of our processes and products.
- A faculty and staff dedicated and committed to serving diverse student and community needs.
- The academic freedom essential for teaching and learning; the self discipline and ethics essential for all professional activities and relationships.
- Lifelong learning and success for all students, faculty and staff.
- Educational innovation.
- Strict accountability for the effective and efficient use of all resources.
- A college environment that is safe and attractive as well as conducive to wellness and productivity.

## SECTION I - GENERAL INFORMATION

---

### Strategic Goals

**Accessibility:** To enable all members of the community we serve to pursue or continue higher education.

**Community Prominence:** To increase the College's prominence in the region as a provider of educational services and a promoter of economic development.

**Stewardship:** To become a model of fiscal, community and environmental responsibility, promoting these concepts at every level of the institution.

**Engagement:** To build a community of learners in which all students, faculty, staff and administrators are active participants in and adherents to the principles of lifelong learning.

### History

In 1964, the Berkeley-Charleston-Dorchester Technical Education Center was established as part of a statewide system founded by Gov. Ernest F. Hollings to meet the education and training needs of South Carolina. The center opened with two buildings and 226 students. In 1973, to accommodate its increasing growth, the center merged with Palmer College, a private business college in downtown Charleston. The combined Palmer College and B-C-D Technical Education Center became Trident Technical College. In 1982, the College built its Berkeley Campus near Moncks Corner. Four years later, the Palmer Campus moved to its current peninsula site. Since 1986, TTC has continued its planned renovation of the Palmer Campus. The final renovation phase, completed in spring 2001, created a new front entrance to the campus building as well as expanded library facilities, labs, classrooms and offices. To accommodate future growth, in 1993 the College purchased 117 acres of land next to its Main Campus. The following year, TTC purchased 30 acres of land and buildings adjacent to its Main Campus. In 1997, the College opened the first phase of the Complex for Economic Development on this 30-acre site.

In 2002, the College purchased the North Rivers Commerce Center, two buildings located off Rivers Avenue on Mabeline Road, to accommodate increasing student growth and the need for more office space.

The College completed additional components of the Complex for Economic Development during the 2005-06 academic year. The Culinary Institute of Charleston and the Information Technology Center opened in August 2005. The Learning Center and the Aeronautical Training Center opened to students in 2006. Additional areas opened in 2006, including a Nursing Auditorium; the Industrial Maintenance Technology Center with electrical, mechanical and industrial maintenance labs; science labs and general classrooms.

TTC offers more than 150 programs of study in a variety of technical and career areas, as well as programs for those who plan to continue their education at a four-year college.

**SECTION I - GENERAL INFORMATION**

**ACCREDITATION**

Trident Technical College is accredited by the Commission on Colleges of the Southern Association of Colleges and Schools (1866 Southern Lane, Decatur, Georgia 30033-4097; telephone 404-679-4501) to award associate degrees, diplomas and certificates. \*Programmatic accreditations, approvals and licensures include:

| <b>Accrediting, Approving or Licensing Agency</b>  | <b>Instructional Program</b>       | <b>Original Accreditation, Approval or Licensure</b> | <b>Last Review</b> |
|--|------------------------------------|--|--------------------|
| The National Accrediting Commission of Cosmetology Arts and Sciences   | Cosmetology                        | MAY '01  | JAN '04            |
|  | Nail Technology                    | MAY '01  | JAN '04            |
|  | Esthetics                          | MAY '01  | JAN '04            |
| The South Carolina Board of Cosmetology  | Cosmetology                        | OCT '87  | JUN '05            |
|  | Nail Technology                    | SEP '98  | JUN '05            |
|  | Esthetics                          | SEP '98  | DEC '05            |
| The Technology Accreditation Commission of the Accreditation Board for Engineering and Technology  | Civil Engineering Technology       | SEP '87  | OCT '01            |
|  | Electronics Engineering Technology | SEP '77  | OCT '01            |
|  | Mechanical Engineering Technology  | SEP '77  | OCT '01            |
| The Commission on Dental Accreditation of the American Dental Assoc.   | Expanded Duty Dental Assisting     | DEC '70  | FEB '04            |
|  | Dental Hygiene                     | MAY '90  | FEB '04            |
| The Joint Review Committee on Education in Radiologic Technology   | Radiologic Technology              | MAR '73  | OCT '06            |
| The Commission on Accreditation of Allied Health Educational Programs in cooperation with the Committee on Accreditation for Respiratory Care                                      | Respiratory Care                   | JUN '64  | APR '06            |
| The National Accrediting Agency for Clinical Laboratory Sciences   | Medical Laboratory Technology      | SEP '72  | OCT '04            |
| The Commission on Accreditation of Allied Health Education Programs upon the recommendation of the Curriculum Review Board of the American Assoc. of Medical Assistants' Endowment | Medical Assisting                  | MAY '90  | SEPT '04           |
| The National League for Nursing Accrediting Commission, Inc.   | Nursing (ADN)                      | JAN '90  | FEB '04            |
| The National League for Nursing Accrediting Commission, Inc.   | Nursing (PN)                       | FEB '99  | FEB '04            |
| The Council on Accreditation (COA) of the American Health Information Management Assoc.  | Medical Record Coder               | DEC '04  | DEC '04            |
| The Accreditation Council for Occupational Therapy Education of the American Occupational Therapy Assoc.   | Occupational Therapy Assistant     | APR '89  | DEC '01            |

**SECTION I - GENERAL INFORMATION**

**ACCREDITATION continued**

| Accrediting, Approving or Licensing Agency   | Instructional Program            | Original Accreditation, Approval or Licensure | Last Review |
|--|----------------------------------|---|-------------|
| The American Society of Health-Systems Pharmacists   | Pharmacy Technician              | NOV '96                                       | NOV '03     |
| The Commission on Accreditation in Physical Therapy Education  | Physical Therapist Assistant     | APR '89                                       | OCT '04     |
| The Committee on Veterinary Technician Education and Activities of the American Veterinary Medical Assoc.  | Veterinary Technology            | MAR '02                                       | FEB '07     |
| The Assoc. of Collegiate Business Schools and Programs   | Accounting                       | JUN '93                                       | FEB '00     |
|  | Computer Technology              | JUN '93                                       | FEB '00     |
|  | General Business                 | JUN '93                                       | FEB '00     |
|  | Management                       | JUN '93                                       | FEB '00     |
|  | Office Systems Technology        | JUN '93                                       | FEB '00     |
| The Accrediting Commission of the American Culinary Federation Educational Institute   | Culinary Arts                    | JUN '95                                       | MAR '06     |
| The Commission on Accreditation of Hospitality Management Programs   | Hospitality & Tourism Management | OCT '97                                       | MAR '06     |
| The Federal Aviation Administration  | Aircraft Maintenance Technology  | OCT '77                                       | MAR '07     |
| The South Carolina Department of Labor, Licensing and Regulation Board of Nursing  | Nursing (ADN)                    | MAR '86                                       | FEB '04     |
|  | Nursing (PN)                     | OCT '68                                       | FEB '04     |
| The American Bar Assoc.  | Legal Assistant                  | AUG '93                                       | AUG '06     |
|  | Paralegal                        | AUG '93                                       | AUG '06     |
| The Council for Standards in Human Service Education   | Human Services                   | MAY '03                                       | MAY '03     |
| The National Automotive Technicians Education Foundation and National Institute for Automotive Service Excellence  | Automotive Technology            | AUG '98                                       | APR '04     |
| The Commission on Accreditation of Allied Health Educational Programs in cooperation with the Committee on Accreditation of Education Programs for the EMS Professions | Emergency Medical Technician     | MAR '07                                       | MAR '07     |
|  | Paramedic                        | MAR '07                                       | MAR '07     |

\*TTC is approved by the South Carolina State Approving Agency for training veterans and dependents under the provisions of the G.I. Bill of Rights, and by the United States Department of Education for participation in the College Work-Study Program. TTC has been designated as a Servicemember's Opportunity College by the Department of Defense, and a member of the Servicemember's Opportunity College of the Navy.

**SECTION II - ENROLLMENT**

---

**TRENDS**

**Credit Enrollment (Unduplicated) by Academic Year**

| <b>Headcount</b>            | <b>2002-03</b> | <b>2003-04</b> | <b>2004-05</b> | <b>2005-06</b> | <b>2006-07</b> |
|-----------------------------|----------------|----------------|----------------|----------------|----------------|
| Fall                        | 11,251         | 11,791         | 11,795         | 11,407         | 11,808         |
| Spring                      | 11,010         | 11,018         | 11,167         | 10,777         | 11,154         |
| Summer                      | 6,804          | 6,414          | 5,894          | 5,872          | *              |
| <b>Credit Hours</b>         | <b>2002-03</b> | <b>2003-04</b> | <b>2004-05</b> | <b>2005-06</b> | <b>2006-07</b> |
| Fall                        | 105,665        | 111,541        | 111,411        | 106,677        | 109,493        |
| Spring                      | 102,803        | 103,398        | 104,059        | 100,511        | 102,153        |
| Summer                      | 47,807         | 44,649         | 39,512         | 38,408         | *              |
| <b>Full-Time Enrollment</b> | <b>2002-03</b> | <b>2003-04</b> | <b>2004-05</b> | <b>2005-06</b> | <b>2006-07</b> |
| Fall                        | 7,045          | 7,436          | 7,427          | 7,112          | 7,300          |
| Spring                      | 6,853          | 6,893          | 6,937          | 6,701          | 6,834          |
| Summer                      | 3,187          | 2,977          | 2,610          | 2,561          | *              |

\*Data unavailable at time of printing

**Source:** State Board for Technical and Comprehensive Education (SBTCE); Official CERS data

---

**CAMPUS**

**Fall Term Enrollment (Duplicated)**

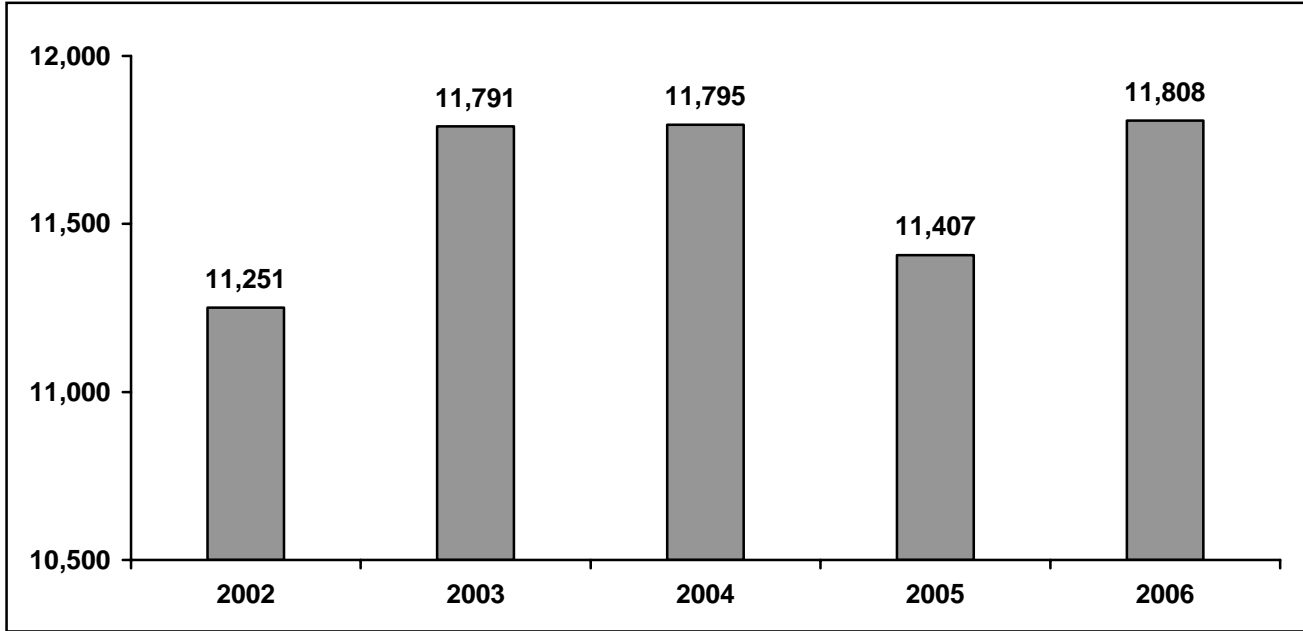
| <b>Campus</b> | <b>Fall 2002</b> |            | <b>Fall 2003</b> |            | <b>Fall 2004</b> |            | <b>Fall 2005</b> |            | <b>Fall 2006</b> |            |
|---------------|------------------|------------|------------------|------------|------------------|------------|------------------|------------|------------------|------------|
|               | <b>HC</b>        | <b>FTE</b> | <b>HC</b>        | <b>FTE</b> | <b>HC</b>        | <b>FTE</b> | <b>HC</b>        | <b>FTE</b> | <b>HC</b>        | <b>FTE</b> |
| Main          | 8,693            | 4,954      | 8,924            | 5,162      | 8,780            | 5,039      | 8,509            | 4,889      | 8,652            | 4,898      |
| Berkeley      | 550              | 274        | 570              | 301        | 524              | 268        | 516              | 268        | 520              | 270        |
| Palmer        | 2,029            | 1,092      | 2,115            | 1,136      | 2,060            | 1,116      | 1,707            | 857        | 1,759            | 922        |
| Off Campus    | 2,515            | 725        | 2,791            | 837        | 3,137            | 1,004      | 3,328            | 1,097      | 3,588            | 1,210      |

Key: FTE (full-time equivalent)  
 HC (head count)

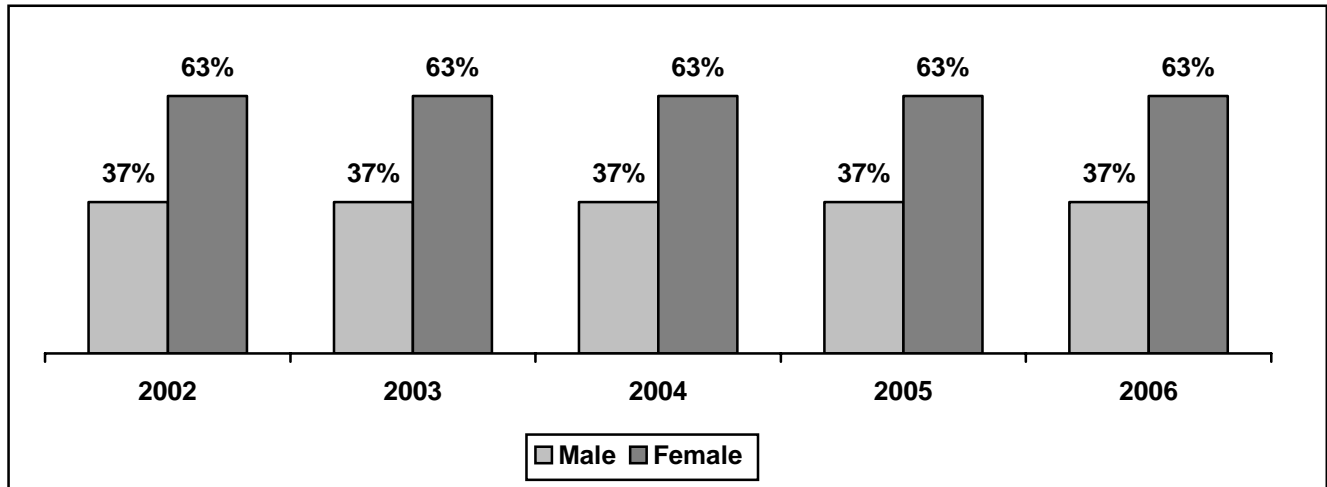
**Source:** Office of Institutional Research reports

SECTION II - ENROLLMENT

FALL HEADCOUNT (Unduplicated)



GENDER



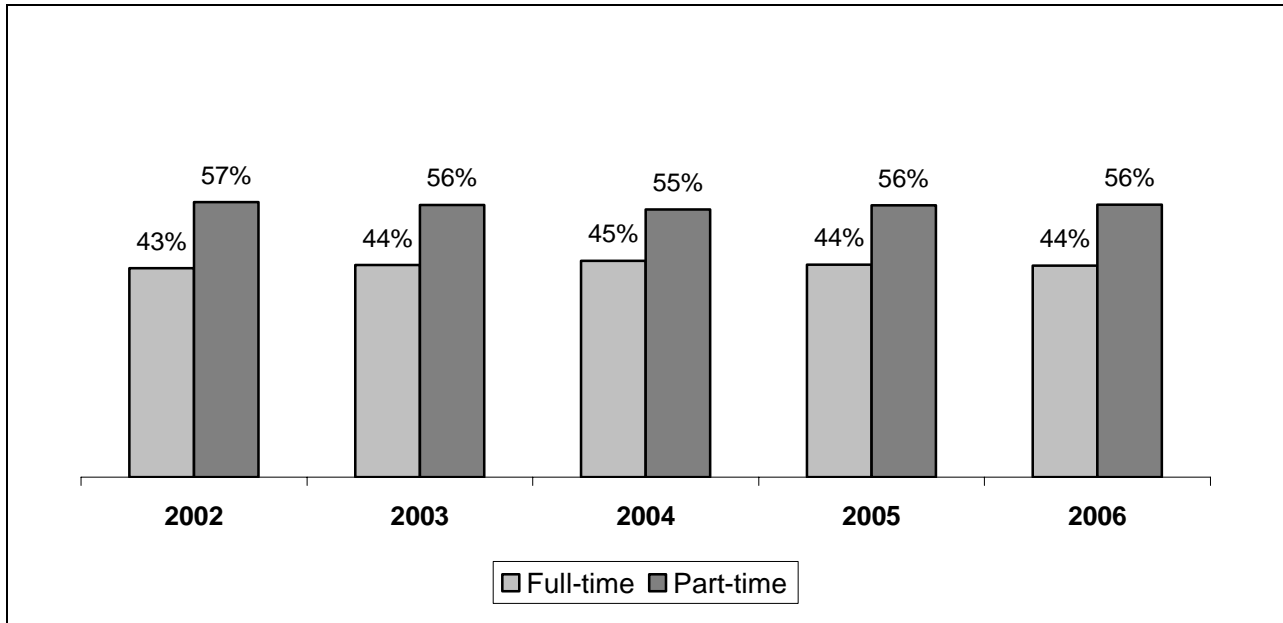
| Gender       | Fall 2002     | Fall 2003     | Fall 2004     | Fall 2005     | Fall 2006     |
|--------------|---------------|---------------|---------------|---------------|---------------|
| Male         | 4,160         | 4,387         | 4,343         | 4,164         | 4,317         |
| Female       | 7,091         | 7,404         | 7,452         | 7,243         | 7,491         |
| <b>Total</b> | <b>11,251</b> | <b>11,791</b> | <b>11,795</b> | <b>11,407</b> | <b>11,808</b> |

Source: State Board for Technical and Comprehensive Education (SBTCE); Official CERS data

**SECTION II - ENROLLMENT**

---

**FULL-TIME and PART-TIME FALL ENROLLMENT (Unduplicated)**



| Status       | Fall 2002     | Fall 2003     | Fall 2004     | Fall 2005     | Fall 2006     |
|--------------|---------------|---------------|---------------|---------------|---------------|
| Full-time    | 4,858         | 5,167         | 5,270         | 5,002         | 5,161         |
| Part-time    | 6,393         | 6,624         | 6,525         | 6,405         | 6,647         |
| <b>Total</b> | <b>11,251</b> | <b>11,791</b> | <b>11,795</b> | <b>11,407</b> | <b>11,808</b> |

Note: Full-time enrollment is 12 or more credits for a term. Part-time enrollment is less than 12 credits for a term.

**Source:** State Board for Technical and Comprehensive Education (SBTCE); Official CERS data

**SECTION II - ENROLLMENT**

---

**ETHNIC ORIGIN**

| Ethnic Origin                      | Fall 2002     |         | Fall 2003     |         | Fall 2004     |         | Fall 2005     |         | Fall 2006     |         |
|------------------------------------|---------------|---------|---------------|---------|---------------|---------|---------------|---------|---------------|---------|
|                                    | No.           | Percent | No.           | Percent | No.           | Percent | No.           | Percent | No.           | Percent |
| African-American                   | 3,362         | 30%     | 3,426         | 29%     | 3,283         | 28%     | 3,177         | 28%     | 3,235         | 27%     |
| American Indian/<br>Alaskan Native | 62            | 1%      | 75            | 1%      | 63            | <1%     | 53            | <1%     | 48            | 0%      |
| Asian/Pacific<br>Islander          | 239           | 2%      | 238           | 2%      | 231           | 2%      | 251           | 2%      | 252           | 2%      |
| Caucasian                          | 7,101         | 63%     | 7,498         | 64%     | 7,698         | 65%     | 7,400         | 65%     | 7,697         | 65%     |
| Hispanic                           | 203           | 2%      | 221           | 2%      | 222           | 2%      | 225           | 2%      | 269           | 2%      |
| Unknown                            | 284           | 3%      | 333           | 3%      | 298           | 3%      | 301           | 3%      | 307           | 3%      |
| <b>Total</b>                       | <b>11,251</b> |         | <b>11,791</b> |         | <b>11,795</b> |         | <b>11,407</b> |         | <b>11,808</b> |         |

**Source:** State Board for Technical and Comprehensive Education (SBTCE); Official CERS data

---

**COUNTY OF RESIDENCE**

| County       | Fall 2002     |         | Fall 2003     |         | Fall 2004     |         | Fall 2005     |         | Fall 2006     |         |
|--------------|---------------|---------|---------------|---------|---------------|---------|---------------|---------|---------------|---------|
|              | No.           | Percent | No.           | Percent | No.           | Percent | No.           | Percent | No.           | Percent |
| Berkeley     | 2,554         | 23%     | 2,926         | 25%     | 3,009         | 26%     | 2,955         | 26%     | 2,989         | 25%     |
| Charleston   | 5,930         | 53%     | 5,964         | 51%     | 5,821         | 49%     | 5,562         | 49%     | 5,909         | 50%     |
| Dorchester   | 2,357         | 21%     | 2,402         | 20%     | 2,386         | 20%     | 2,355         | 21%     | 2,355         | 20%     |
| Other SC     | 318           | 3%      | 372           | 3%      | 405           | 3%      | 399           | 3%      | 428           | 4%      |
| Out-of-State | 92            | 1%      | 127           | 1%      | 174           | 1%      | 136           | 1%      | 127           | 1%      |
| Unknown      | 0             | 0%      | 0             | 0%      | 0             | 0%      | 0             | 0%      | 0             | 0%      |
| <b>Total</b> | <b>11,251</b> |         | <b>11,791</b> |         | <b>11,795</b> |         | <b>11,407</b> |         | <b>11,808</b> |         |

**Source:** State Board for Technical and Comprehensive Education (SBTCE); Official CERS data

**SECTION II - ENROLLMENT**

**STUDENT AGE DISTRIBUTION**

| <b>Age Category</b> | <b>Fall 2002</b> | <b>Fall 2003</b> | <b>Fall 2004</b> | <b>Fall 2005</b> | <b>Fall 2006</b> |
|---------------------|------------------|------------------|------------------|------------------|------------------|
| Under 18            | 1%               | 5%               | 6%               | 4%               | 5%               |
| 18 – 19             | 21%              | 19%              | 20%              | 17%              | 21%              |
| 20 – 21             | 18%              | 18%              | 16%              | 18%              | 16%              |
| 22 – 24             | 12%              | 16%              | 16%              | 17%              | 15%              |
| 25 – 29             | 18%              | 15%              | 15%              | 16%              | 16%              |
| 30 – 34             | 10%              | 9%               | 9%               | 9%               | 8%               |
| 35 – 39             | 7%               | 6%               | 7%               | 6%               | 6%               |
| 40 – 49             | 10%              | 9%               | 9%               | 8%               | 8%               |
| 50 – 64             | 4%               | 3%               | 2%               | 3%               | 4%               |
| Over 64 and Unknown | <1%              | <1%              | <1%              | <1%              | <1%              |
| <b>Average Age</b>  | <b>26.6</b>      | <b>26.7</b>      | <b>26.8</b>      | <b>26.7</b>      | <b>26.9</b>      |

**Source:** State Board for Technical and Comprehensive Education (SBTCE); Official CERS data

**OPENING FALL ENROLLMENT:  
TRIDENT, GREENVILLE, MIDLANDS and ALL S.C. TECHNICAL COLLEGES**

| <b>Headcount</b>            | <b>Fall 2002</b> | <b>Fall 2003</b> | <b>Fall 2004</b> | <b>Fall 2005</b> | <b>Fall 2006</b> | <b>Percent Change 2005-06</b> |
|-----------------------------|------------------|------------------|------------------|------------------|------------------|-------------------------------|
| Trident                     | 11,251           | 11,791           | 11,795           | 11,407           | 11,808           | 4%                            |
| Greenville                  | 12,043           | 12,516           | 13,498           | 13,357           | 13,893           | 4%                            |
| Midlands                    | 10,347           | 10,925           | 10,710           | 10,779           | 10,849           | 1%                            |
| All S.C. Technical Colleges | 71,895           | 75,424           | 75,628           | 75,725           | 76,309           | 1%                            |
| <b>Credit Hours</b>         | <b>Fall 2002</b> | <b>Fall 2003</b> | <b>Fall 2004</b> | <b>Fall 2005</b> | <b>Fall 2006</b> | <b>Percent Change 2005-06</b> |
| Trident                     | 105,665          | 111,541          | 111,411          | 106,667          | 109,493          | 3%                            |
| Greenville                  | 105,840          | 113,010          | 124,254          | 120,607          | 125,235          | 4%                            |
| Midlands                    | 97,905           | 103,845          | 102,694          | 102,243          | 103,950          | 2%                            |
| All S.C. Technical Colleges | 683,790          | 724,560          | 730,094          | 728,585          | 731,325          | <1%                           |
| <b>Full-Time Equivalent</b> | <b>Fall 2002</b> | <b>Fall 2003</b> | <b>Fall 2004</b> | <b>Fall 2005</b> | <b>Fall 2006</b> | <b>Percent Change 2005-06</b> |
| Trident                     | 7,045            | 7,436            | 7,427            | 7,112            | 7,300            | 3%                            |
| Greenville                  | 7,056            | 7,534            | 8,284            | 8,040            | 8,349            | 4%                            |
| Midlands                    | 6,527            | 6,923            | 6,846            | 6,816            | 6,930            | 2%                            |
| All S.C. Technical Colleges | 45,586           | 48,304           | 48,673           | 48,572           | 48,755           | <1%                           |

**Source:** State Board for Technical and Comprehensive Education (SBTCE) Fact Book

### SECTION III - PROGRAM ENROLLMENT (HEADCOUNT)

#### ALLIED HEALTH SCIENCES

Program enrollment (headcount) includes multiple majors and presents fall data only.

| Associate Degrees                                      | 2002         | 2003         | 2004         | 2005         | 2006         |
|--|--------------|--------------|--------------|--------------|--------------|
| Dental Hygiene   | 48           | 35           | 36           | 30           | 28           |
| Emergency Medical Technology                           | N/A          | N/A          | N/A          | 3            | 16           |
| Emergency Medical Technology-Advanced Placement Option | N/A          | N/A          | N/A          | N/A          | 0            |
| General Technology - Expanded Duty Dental Assisting    | N/A          | N/A          | N/A          | N/A          | 0            |
| General Technology - Medical Assisting                 | N/A          | N/A          | N/A          | 5            | 12           |
| General Technology - Pharmacy Technician               | N/A          | N/A          | N/A          | 0            | 2            |
| Medical Laboratory Technology                          | 44           | 38           | 47           | 39           | 34           |
| Occupational Therapy Assistant                         | 19           | 16           | 34           | 14           | 14           |
| Physical Therapist Assistant                           | 24           | 12           | 21           | 20           | 25           |
| Radiologic Technology                                  | 46           | 43           | 46           | 55           | 48           |
| Respiratory Care                                       | 26           | 35           | 35           | 42           | 42           |
| Veterinary Technology                                  | 32           | 34           | 44           | 53           | 54           |
| <b>Total</b>   | <b>239</b>   | <b>213</b>   | <b>263</b>   | <b>261</b>   | <b>275</b>   |
| Diplomas   | 2002         | 2003         | 2004         | 2005         | 2006         |
| *Expanded Duty Dental Assisting                        | 23           | 23           | 31           | 31           | 23           |
| Medical Assisting                                      | 41           | 35           | 40           | 23           | 17           |
| Pharmacy Technician                                    | 29           | 19           | 14           | 15           | 10           |
| <b>Total</b>   | <b>93</b>    | <b>77</b>    | <b>85</b>    | <b>69</b>    | <b>50</b>    |
| Certificates   | 2002         | 2003         | 2004         | 2005         | 2006         |
| Allied Health Preparation                              | 785          | 911          | 1,123        | 1,035        | 982          |
| Diagnostic Medical Sonography                          | 2            | N/A          | N/A          | N/A          | N/A          |
| Massage Therapy  | 25           | 19           | 19           | 13           | 24           |
| Medical Record Coder                                   | 5            | 11           | 22           | 19           | 12           |
| Phlebotomy   | 19           | 16           | 22           | 24           | 21           |
| <b>Total</b>   | <b>836</b>   | <b>957</b>   | <b>1,186</b> | <b>1,091</b> | <b>1,039</b> |
| <b>TOTAL Allied Health Sciences</b>                    | <b>1,168</b> | <b>1,247</b> | <b>1,534</b> | <b>1,421</b> | <b>1,364</b> |

\*Expanded Duty Dental Assisting was Dental Assisting prior to Fall 2003  
 N/A indicates the program was not available in this academic year

**Source:** Office of Institutional Research reports

**SECTION III - PROGRAM ENROLLMENT (HEADCOUNT)**

**BUSINESS TECHNOLOGY**

Program enrollment (headcount) includes multiple majors and presents fall data only.

| <b>Associate Degrees</b>              | <b>2002</b>  | <b>2003</b>  | <b>2004</b>  | <b>2005</b>  | <b>2006</b>  |
|---------------------------------------|--------------|--------------|--------------|--------------|--------------|
| Accounting                            | 231          | 207          | 224          | 205          | 244          |
| ‡Commercial Graphics                  | 329          | 292          | 287          | ---          | ---          |
| Computer Technology                   | 476          | 420          | 358          | 332          | 290          |
| General Business                      | 458          | 438          | 430          | 411          | 420          |
| Management                            | 234          | 243          | 211          | 199          | 198          |
| Office Systems Technology             | 143          | 115          | 104          | 90           | 87           |
| Telecommunications Systems Management | 205          | 157          | 129          | 113          | 121          |
| <b>Total</b>                          | <b>2,076</b> | <b>1,872</b> | <b>1,743</b> | <b>1,350</b> | <b>1,360</b> |
| <b>Diplomas</b>                       | <b>2002</b>  | <b>2003</b>  | <b>2004</b>  | <b>2005</b>  | <b>2006</b>  |
| Automated Office                      | 7            | 6            | 2            | 1            | 0            |
| <b>Total</b>                          | <b>7</b>     | <b>6</b>     | <b>2</b>     | <b>1</b>     | <b>0</b>     |
| <b>Certificates</b>                   | <b>2002</b>  | <b>2003</b>  | <b>2004</b>  | <b>2005</b>  | <b>2006</b>  |
| A+/Network+ Technician                | 22           | 10           | 10           | 17           | 12           |
| Bank Teller                           | 0            | 6            | 9            | 4            | 4            |
| Basic Network Operations              | 4            | 2            | 1            | 2            | 1            |
| Bookkeeping                           | 28           | 32           | 21           | 38           | 30           |
| Business Information Systems          | 8            | 6            | 1            | 8            | 12           |
| Cisco Certified Network Professional  | 0            | 1            | 2            | 2            | 7            |
| Cisco Certified Networking Associate  | 8            | 5            | 3            | 2            | 2            |
| ‡Computer Animation                   | 17           | 17           | 21           | ---          | ---          |
| ‡Computer Graphics                    | 23           | 28           | 21           | ---          | ---          |
| Computer Network Operations           | 16           | 19           | 14           | 6            | 7            |
| Computer Network Technician           | 9            | 5            | 6            | 8            | 8            |
| Corporate Quality                     | 3            | 7            | 4            | 0            | 3            |
| Customer Service                      | 3            | 1            | 3            | 1            | 4            |
| Database                              | N/A          | N/A          | N/A          | 0            | 5            |
| e-Commerce                            | 3            | 2            | 0            | 1            | 1            |
| Information Processing                | 5            | 4            | 6            | 5            | 4            |
| International Business                | 6            | 4            | 1            | 1            | 4            |
| Internet Programming                  | N/A          | N/A          | N/A          | 0            | 3            |
| Leadership Development                | 1            | 1            | 6            | 2            | 3            |

**SECTION III - PROGRAM ENROLLMENT (HEADCOUNT)**

**BUSINESS TECHNOLOGY continued**

| <b>Certificates continued</b>          | <b>2002</b>  | <b>2003</b>  | <b>2004</b>  | <b>2005</b>  | <b>2006</b>  |
|--|--------------|--------------|--------------|--------------|--------------|
| Medical Office Specialist              | 15           | 19           | 30           | 40           | 30           |
| Medical Transcriptionist               | 37           | 25           | 27           | 27           | 34           |
| Microcomputer Applications Development | 7            | 8            | 5            | 3            | 1            |
| Microcomputer Business Applications    | 11           | 3            | 9            | 8            | 7            |
| Microcomputer Expert User              | 10           | 13           | 14           | 9            | 8            |
| Microsoft Network Operations           | 1            | 2            | 1            | 6            | 1            |
| *Mid-Range Computing                   | 3            | 3            | 3            | 2            | 1            |
| ‡Multimedia Design                     | 16           | 9            | 9            | ---          | ---          |
| Network Security                       | N/A          | N/A          | N/A          | N/A          | 0            |
| NT Server Operations                   | 4            | 1            | N/A          | N/A          | N/A          |
| ‡Photography                           | 41           | 53           | 55           | ---          | ---          |
| ‡Printing                              | 2            | 1            | 3            | ---          | ---          |
| Professional Accountancy               | 16           | 13           | 11           | 10           | 8            |
| Small Business/Entrepreneurship        | 6            | 4            | 7            | 12           | 13           |
| Transportation and Logistics           | 7            | 3            | 8            | 8            | 4            |
| UNIX Systems Operations                | 2            | 3            | 4            | 3            | 2            |
| ‡Web Site Design                       | N/A          | N/A          | 2            | ---          | ---          |
| Webmaster                              | 11           | 3            | 1            | 3            | 1            |
| <b>Total</b>                           | <b>345</b>   | <b>313</b>   | <b>318</b>   | <b>228</b>   | <b>220</b>   |
| <b>TOTAL<br/>Business Technology</b>   | <b>2,428</b> | <b>2,191</b> | <b>2,063</b> | <b>1,579</b> | <b>1,580</b> |

\*Mid-Range Computing was AS/400 Programmer prior to Fall 2004

‡Program moved to Film, Media and Visual Arts Division in Fall 2005

N/A indicates the program was not available in this academic year

**Source:** Office of Institutional Research reports

**SECTION III - PROGRAM ENROLLMENT (HEADCOUNT)**

**\*COMMUNITY, FAMILY and CHILD STUDIES**

Program enrollment (headcount) includes multiple majors and presents fall data only.

| <b>Associate Degrees</b>                             | <b>2002</b> | <b>2003</b> | <b>2004</b> | <b>2005</b> | <b>2006</b> |
|--|-------------|-------------|-------------|-------------|-------------|
| Early Care and Education                             | 203         | 224         | 230         | 231         | 207         |
| Human Services                                       | 222         | 210         | 186         | 161         | 187         |
| <b>Total</b>   | <b>425</b>  | <b>434</b>  | <b>416</b>  | <b>392</b>  | <b>394</b>  |
| <b>Diplomas</b>                                      | <b>2002</b> | <b>2003</b> | <b>2004</b> | <b>2005</b> | <b>2006</b> |
| Early Childhood Development                          | 44          | 35          | 36          | 21          | 25          |
| <b>Total</b>   | <b>44</b>   | <b>35</b>   | <b>36</b>   | <b>21</b>   | <b>25</b>   |
| <b>Certificates</b>                                  | <b>2002</b> | <b>2003</b> | <b>2004</b> | <b>2005</b> | <b>2006</b> |
| Addictions/Substance Abuse                           | N/A         | N/A         | 3           | 12          | 23          |
| Child Care Management                                | 14          | 13          | 31          | 23          | 16          |
| Early Childhood Development                          | 36          | 28          | 29          | 26          | 20          |
| Early Childhood Special Education                    | 4           | 6           | 13          | 11          | 10          |
| *Family Intervention Studies                         | N/A         | N/A         | 0           | 6           | 6           |
| Gerontology  | 4           | 6           | 15          | 11          | 7           |
| *Human Services Generalist                           | 36          | 26          | 26          | 32          | 15          |
| Infant and Toddler Development                       | 13          | 7           | 12          | 12          | 8           |
| *School-Age and Youth Development                    | 14          | 9           | 7           | 11          | 6           |
| <b>Total</b>   | <b>121</b>  | <b>95</b>   | <b>136</b>  | <b>144</b>  | <b>111</b>  |
| <b>TOTAL<br/>Community, Family and Child Studies</b> | <b>590</b>  | <b>564</b>  | <b>588</b>  | <b>557</b>  | <b>530</b>  |

\*Name changes:

Community, Family and Child Studies was Community, Family and Child Services prior to Fall 2003

Family Intervention Studies was Issues in Family Violence prior to Fall 2006

Human Services Generalist was Human Services prior to Fall 2006

School-Age and Youth Development was School Age Child Care prior to Fall 2004

N/A indicates the program was not available in this academic year

**Source:** Office of Institutional Research reports

**SECTION III - PROGRAM ENROLLMENT (HEADCOUNT)**

---

**\*CULINARY INSTITUTE of CHARLESTON**

Program enrollment (headcount) includes multiple majors and presents fall data only.

| <b>Associate Degrees</b>                          | <b>2002</b> | <b>2003</b> | <b>2004</b> | <b>2005</b> | <b>2006</b> |
|---|-------------|-------------|-------------|-------------|-------------|
| Culinary Arts Technology                          | 126         | 144         | 174         | 264         | 291         |
| Hospitality and Tourism Management                | 97          | 83          | 88          | 104         | 123         |
| <b>Total</b>                                      | <b>223</b>  | <b>227</b>  | <b>262</b>  | <b>368</b>  | <b>414</b>  |
| <b>Diplomas</b>                                   | <b>2002</b> | <b>2003</b> | <b>2004</b> | <b>2005</b> | <b>2006</b> |
| Culinary Arts                                     | 30          | 21          | 17          | 19          | 38          |
| <b>Total</b>                                      | <b>30</b>   | <b>21</b>   | <b>17</b>   | <b>19</b>   | <b>38</b>   |
| <b>Certificates</b>                               | <b>2002</b> | <b>2003</b> | <b>2004</b> | <b>2005</b> | <b>2006</b> |
| Baking and Pastry                                 | 11          | 12          | 11          | 18          | 24          |
| Catering  | 15          | 2           | 8           | 7           | 6           |
| Food Service Specialist                           | N/A         | N/A         | 0           | 1           | 1           |
| Hospitality Industry Service                      | 9           | 10          | 8           | 1           | 4           |
| <b>Total</b>                                      | <b>35</b>   | <b>24</b>   | <b>27</b>   | <b>26</b>   | <b>35</b>   |
| <b>TOTAL<br/>Culinary Institute of Charleston</b> | <b>288</b>  | <b>272</b>  | <b>306</b>  | <b>413</b>  | <b>487</b>  |

\*Culinary Institute of Charleston was Hospitality, Tourism and Culinary Arts prior to Fall 2005

**Source:** Office of Institutional Research reports

**SECTION III - PROGRAM ENROLLMENT (HEADCOUNT)**

**FILM, MEDIA and VISUAL ARTS**

Program enrollment (headcount) includes multiple majors and presents fall data only.

| <b>Associate Degrees</b>                     | <b>2002</b> | <b>2003</b> | <b>2004</b> | <b>2005</b> | <b>2006</b> |
|--|-------------|-------------|-------------|-------------|-------------|
| ‡Commercial Graphics                         | 329         | 292         | 287         | 253         | 243         |
| ‡Radio TV Broadcasting                       | 104         | 94          | 83          | 71          | 77          |
| <b>Total</b>                                 | <b>433</b>  | <b>386</b>  | <b>370</b>  | <b>324</b>  | <b>320</b>  |
| <b>Certificates</b>                          | <b>2002</b> | <b>2003</b> | <b>2004</b> | <b>2005</b> | <b>2006</b> |
| Advanced Computer Animation                  | N/A         | N/A         | N/A         | 0           | 0           |
| Art Foundations                              | N/A         | N/A         | N/A         | N/A         | 6           |
| ‡Computer Animation                          | 17          | 17          | 21          | 19          | 15          |
| ‡Computer Graphics                           | 23          | 28          | 21          | 18          | 17          |
| ‡Film Design                                 | 1           | 3           | 5           | 1           | 2           |
| ‡Film Equipment                              | 1           | 2           | 4           | 0           | 2           |
| ‡Film Production                             | 37          | 42          | 39          | 35          | 45          |
| ‡Filmmaking                                  | 0           | 10          | 16          | 12          | 19          |
| Illustration                                 | N/A         | N/A         | N/A         | N/A         | 8           |
| ‡Multimedia Design                           | 16          | 9           | 9           | 7           | 6           |
| ‡Non-Linear Film Editing                     | 2           | 3           | 10          | 5           | 8           |
| ‡Photography                                 | 41          | 53          | 55          | 48          | 47          |
| ‡Printing                                    | 2           | 1           | 3           | 1           | 0           |
| ‡Web Site Design                             | N/A         | N/A         | 2           | 8           | 18          |
| <b>Total</b>                                 | <b>140</b>  | <b>168</b>  | <b>185</b>  | <b>154</b>  | <b>193</b>  |
| <b>TOTAL<br/>Film, Media and Visual Arts</b> | <b>573</b>  | <b>554</b>  | <b>555</b>  | <b>478</b>  | <b>513</b>  |

‡Program moved from the Business Technology Division and Science and Mathematics Division in Fall 2005  
 N/A indicates the program was not available in this academic year

**Source:** Office of Institutional Research reports

**SECTION III - PROGRAM ENROLLMENT (HEADCOUNT)**

---

**HUMANITIES and SOCIAL SCIENCES**

Program enrollment (headcount) includes multiple majors and presents fall data only.

| <b>Associate Degrees</b>                        | <b>2002</b>  | <b>2003</b>  | <b>2004</b>  | <b>2005</b>  | <b>2006</b>  |
|---|--------------|--------------|--------------|--------------|--------------|
| Associate in Arts                               | 2,260        | 2,117        | 2,099        | 2,162        | 2,304        |
| Associate in Arts (Dual Credit)                 | N/A          | 342          | 443          | 473          | 417          |
| Associate in Arts (Early Admit)                 | N/A          | 8            | 7            | 11           | 25           |
| <b>TOTAL<br/>Humanities and Social Sciences</b> | <b>2,260</b> | <b>2,467</b> | <b>2,549</b> | <b>2,646</b> | <b>2,746</b> |

N/A indicates the program was not available in this academic year

**Source:** Office of Institutional Research reports

**SECTION III - PROGRAM ENROLLMENT (HEADCOUNT)**

**INDUSTRIAL and ENGINEERING TECHNOLOGY**

Program enrollment (headcount) includes multiple majors and presents fall data only.

| <b>Associate Degrees</b>  | <b>2002</b> | <b>2003</b> | <b>2004</b> | <b>2005</b> | <b>2006</b> |
|---|-------------|-------------|-------------|-------------|-------------|
| Aircraft Maintenance  | 26          | 34          | 32          | 31          | 30          |
| Civil Engineering Technology  | 89          | 92          | 87          | 93          | 92          |
| Electronics Engineering Technology                                      | 123         | 121         | 112         | 97          | 78          |
| General Technology  | 257         | 229         | 271         | 24          | 12          |
| <sup>1</sup> General Technology-<br>Air Conditioning/Refrigeration Mech | ---         | ---         | ---         | 25          | 32          |
| <sup>1</sup> General Technology-<br>Automotive Technology               | ---         | ---         | ---         | 59          | 63          |
| <sup>1</sup> General Technology-<br>Basic Construction Trades           | ---         | ---         | ---         | 18          | 29          |
| General Technology-<br>Electrician: Automation/Instrumentation          | N/A         | N/A         | N/A         | 0           | 5           |
| General Technology-<br>Electrician: Construction/Industrial             | N/A         | N/A         | N/A         | 11          | 32          |
| <sup>1</sup> General Technology-<br>Engineering Design Graphics         | ---         | ---         | ---         | 36          | 35          |
| <sup>1</sup> General Technology-<br>Industrial Electricity/Electronics  | ---         | ---         | ---         | 20          | 9           |
| <sup>1</sup> General Technology-<br>Manufacturing                       | ---         | ---         | ---         | N/A         | N/A         |
| <sup>1</sup> General Technology-<br>Welding                             | ---         | ---         | ---         | 15          | 25          |
| Horticulture Technology   | 53          | 57          | 44          | 44          | 53          |
| Machine Tool Technology   | 15          | 12          | 26          | 27          | 17          |
| Mechanical Engineering Technology                                       | 32          | 37          | 52          | 53          | 54          |
| <b>Total</b>  | <b>595</b>  | <b>582</b>  | <b>624</b>  | <b>553</b>  | <b>566</b>  |
| <b>Diploma</b>  | <b>2002</b> | <b>2003</b> | <b>2004</b> | <b>2005</b> | <b>2006</b> |
| Cosmetology   | 53          | 54          | 45          | 46          | 40          |
| <b>Total</b>  | <b>53</b>   | <b>54</b>   | <b>45</b>   | <b>46</b>   | <b>40</b>   |
| <b>Certificates</b>   | <b>2002</b> | <b>2003</b> | <b>2004</b> | <b>2005</b> | <b>2006</b> |
| Advanced Computer Aided Design  | 0           | N/A         | N/A         | N/A         | N/A         |
| Air Conditioning/Refrigeration Mechanic                                 | 54          | 44          | 31          | 39          | 44          |
| Aircraft Maintenance Airframe   | N/A         | 0           | 2           | 3           | 2           |
| Aircraft Maintenance General  | N/A         | 0           | 0           | 1           | 0           |
| Aircraft Maintenance Powerplant   | N/A         | 0           | 0           | 0           | 0           |
| Arc Welding   | 1           | N/A         | N/A         | N/A         | N/A         |

**SECTION III - PROGRAM ENROLLMENT (HEADCOUNT)**

**INDUSTRIAL and ENGINEERING TECHNOLOGY continued**

| <b>Certificates continued</b>              | <b>2002</b> | <b>2003</b> | <b>2004</b> | <b>2005</b> | <b>2006</b> |
|--|-------------|-------------|-------------|-------------|-------------|
| Architectural Design Graphics I            | 11          | 10          | 12          | 8           | 12          |
| Architectural Design Graphics II           | 2           | 3           | 1           | 0           | 0           |
| Automatic Transmission Repair Specialist   | 3           | 2           | 0           | 0           | 0           |
| Automotive Brakes and Alignment Specialist | 4           | 1           | 1           | 1           | 1           |
| Automotive Engine Performance Specialist   | 2           | 3           | 1           | 1           | 2           |
| Automotive Engine Repair Specialist        | 5           | 2           | 4           | 1           | 5           |
| Automotive Servicing                       | 22          | 16          | 14          | 16          | 22          |
| Basic Construction Trades                  | 10          | 16          | 20          | 13          | 18          |
| Basic Electronic Journeyman I              | 2           | 1           | 1           | 1           | 2           |
| CIM Design                                 | 0           | N/A         | N/A         | N/A         | N/A         |
| CIM Production Automation Control          | 0           | 0           | 0           | N/A         | N/A         |
| Computer Aided Design I                    | 10          | 20          | 25          | 21          | 10          |
| Computer Aided Design II                   | 2           | 0           | 3           | 3           | 2           |
| Computer Numerical Control Operations      | 2           | 1           | 1           | 0           | 2           |
| Construction Management                    | 5           | 9           | 14          | 14          | 11          |
| Cosmetology                                | 22          | 19          | 20          | 25          | 19          |
| Electrician: Automated Controls            | N/A         | N/A         | N/A         | 2           | 7           |
| Electrician: Construction                  | N/A         | N/A         | N/A         | 0           | 3           |
| Electrician: Industrial                    | N/A         | N/A         | N/A         | 3           | 13          |
| Electrician: Process Controls              | N/A         | N/A         | N/A         | 0           | 0           |
| Engineering Design Graphics                | 16          | 17          | 13          | 13          | 19          |
| Esthetics                                  | 12          | 14          | 6           | 21          | 11          |
| Golf Course Maintenance                    | 2           | 3           | 3           | 1           | 2           |
| Industrial Electricity/Electronics         | 27          | 15          | 28          | 13          | 1           |
| Industrial Maintenance                     | 4           | 3           | 5           | 4           | 5           |
| Industrial Mechanic                        | 12          | 21          | 20          | 13          | 12          |
| Land Development Technology                | 0           | 0           | 0           | 1           | 0           |
| Landscape Design                           | 8           | 20          | 6           | 4           | 1           |
| Landscape Management                       | 6           | 3           | 2           | 2           | 1           |
| Machine Tool Technology                    | 2           | 3           | 4           | 3           | 6           |
| Nail Technology                            | 7           | 11          | 11          | 9           | 9           |
| Pipe Welding                               | 0           | N/A         | N/A         | N/A         | N/A         |

**SECTION III - PROGRAM ENROLLMENT (HEADCOUNT)**

**INDUSTRIAL and ENGINEERING TECHNOLOGY continued**

| <b>Certificates continued</b>                                | <b>2002</b> | <b>2003</b> | <b>2004</b> | <b>2005</b> | <b>2006</b> |
|--|-------------|-------------|-------------|-------------|-------------|
| Surveying  | 2           | 4           | 6           | 4           | 5           |
| Transfer Engineering:<br>Chemical Engineering-USC            | 2           | 2           | 0           | 1           | 1           |
| Transfer Engineering:<br>Civil Engineering-The Citadel       | 7           | 8           | 7           | 13          | 23          |
| Transfer Engineering:<br>Civil/Mechanical Engineering-USC    | 4           | 3           | 3           | 4           | 6           |
| Transfer Engineering:<br>Electrical/Computer Engineering-USC | 4           | 4           | 3           | 5           | 5           |
| Transfer Engineering:<br>Electrical Engineering-The Citadel  | 12          | 19          | 16          | 15          | 17          |
| Transmission Repair Specialist                               | 0           | N/A         | N/A         | N/A         | N/A         |
| Welding  | 1           | N/A         | N/A         | N/A         | N/A         |
| Welding Combination  | 9           | 12          | 3           | N/A         | N/A         |
| Welding Gas Metal and Flux Cored Arc                         | 9           | 9           | 12          | 14          | 11          |
| Welding Gas Metal and Flux Cored Arc<br>Advanced             | 1           | 0           | 0           | 1           | 1           |
| Welding Gas Tungsten Arc                                     | 1           | 1           | 2           | 2           | 2           |
| Welding Gas Tungsten Arc Advanced                            | 0           | 0           | 0           | 0           | 0           |
| Welding Shielded Metal Arc                                   | 3           | 1           | 3           | 5           | 5           |
| Welding Shielded Metal Arc Advanced                          | 0           | 0           | 0           | 0           | 1           |
| Woodworking  | 0           | 1           | 3           | 0           | 0           |
| <b>Total</b>   | <b>308</b>  | <b>321</b>  | <b>306</b>  | <b>300</b>  | <b>319</b>  |
| <b>TOTAL<br/>Industrial and Engineering Technology</b>       | <b>956</b>  | <b>957</b>  | <b>975</b>  | <b>899</b>  | <b>925</b>  |

<sup>1</sup>Reported under General Technology prior to 2005

N/A indicates the program was not available in this academic year

**Source:** Office of Institutional Research reports

**SECTION III - PROGRAM ENROLLMENT (HEADCOUNT)**

---

**LAW-RELATED STUDIES**

Program enrollment (headcount) includes multiple majors and presents fall data only.

| <b>Associate Degrees</b>             | <b>2002</b> | <b>2003</b> | <b>2004</b> | <b>2005</b> | <b>2006</b> |
|--------------------------------------|-------------|-------------|-------------|-------------|-------------|
| Criminal Justice                     | 275         | 284         | 293         | 272         | 265         |
| *Paralegal                           | 220         | 212         | 217         | 195         | 176         |
| <b>Total</b>                         | <b>495</b>  | <b>496</b>  | <b>510</b>  | <b>467</b>  | <b>441</b>  |
| <b>Certificates</b>                  | <b>2002</b> | <b>2003</b> | <b>2004</b> | <b>2005</b> | <b>2006</b> |
| Criminal Justice: Corrections        | 8           | 7           | 14          | 6           | 12          |
| Criminal Justice: Law Enforcement    | 6           | 9           | 11          | 5           | 13          |
| Forensic Science                     | 31          | 55          | 47          | 33          | 23          |
| Paralegal                            | 34          | 42          | 26          | 31          | 24          |
| <b>Total</b>                         | <b>79</b>   | <b>113</b>  | <b>98</b>   | <b>75</b>   | <b>72</b>   |
| <b>TOTAL<br/>Law-Related Studies</b> | <b>574</b>  | <b>609</b>  | <b>608</b>  | <b>542</b>  | <b>513</b>  |

\*Paralegal was Legal Assistant prior to Summer 2005

**Source:** Office of Institutional Research reports

---

**NURSING**

Program enrollment (headcount) includes multiple majors and presents fall data only.

| <b>Associate Degrees</b> | <b>2002</b>  | <b>2003</b>  | <b>2004</b>  | <b>2005</b>  | <b>2006</b>  |
|--------------------------|--------------|--------------|--------------|--------------|--------------|
| Nursing - ADN            | 426          | 612          | 570          | 530          | 539          |
| <b>Total</b>             | <b>426</b>   | <b>612</b>   | <b>570</b>   | <b>530</b>   | <b>539</b>   |
| <b>Diplomas</b>          | <b>2002</b>  | <b>2003</b>  | <b>2004</b>  | <b>2005</b>  | <b>2006</b>  |
| Practical Nursing        | 81           | 85           | 96           | 85           | 72           |
| <b>Total</b>             | <b>81</b>    | <b>85</b>    | <b>96</b>    | <b>85</b>    | <b>72</b>    |
| <b>Certificates</b>      | <b>2002</b>  | <b>2003</b>  | <b>2004</b>  | <b>2005</b>  | <b>2006</b>  |
| Nursing Assistant        | 14           | 14           | 12           | 6            | 4            |
| Pre-Nursing              | 1,179        | 1,098        | 1,084        | 1,048        | 1,074        |
| <b>Total</b>             | <b>1,193</b> | <b>1,112</b> | <b>1,096</b> | <b>1,054</b> | <b>1,078</b> |
| <b>TOTAL<br/>Nursing</b> | <b>1,700</b> | <b>1,809</b> | <b>1,762</b> | <b>1,669</b> | <b>1,689</b> |

**Source:** Office of Institutional Research reports

**SECTION III - PROGRAM ENROLLMENT (HEADCOUNT)**

---

**SCIENCE and MATHEMATICS**

Program enrollment (headcount) includes multiple majors and presents fall data only.

| <b>Associate Degrees</b>                                 | <b>2002</b>  | <b>2003</b>  | <b>2004</b>  | <b>2005</b>  | <b>2006</b>  |
|--|--------------|--------------|--------------|--------------|--------------|
| Associate in Science                                     | 1,509        | 1,556        | 1,710        | 1,686        | 1,797        |
| <sup>1</sup> General Technology-Environmental Technology | ---          | ---          | ---          | 14           | 21           |
| <sup>‡</sup> Radio TV Broadcasting                       | 104          | 94           | 83           | ---          | ---          |
| <b>Total</b>   | <b>1,509</b> | <b>1,556</b> | <b>1,710</b> | <b>1,686</b> | <b>1,818</b> |
| <b>Certificates</b>                                      | <b>2002</b>  | <b>2003</b>  | <b>2004</b>  | <b>2005</b>  | <b>2006</b>  |
| Environmental Technology                                 | 12           | 16           | 8            | 8            | 5            |
| <sup>‡</sup> Film Design                                 | 1            | 3            | 5            | ---          | ---          |
| <sup>‡</sup> Film Equipment                              | 1            | 2            | 4            | ---          | ---          |
| <sup>‡</sup> Film Production                             | 37           | 42           | 39           | ---          | ---          |
| <sup>‡</sup> Filmmaking                                  | 0            | 10           | 16           | ---          | ---          |
| <sup>‡</sup> Non-Linear Film Editing                     | 2            | 3            | 10           | ---          | ---          |
| <b>Total</b>   | <b>12</b>    | <b>16</b>    | <b>8</b>     | <b>8</b>     | <b>5</b>     |
| <b>TOTAL<br/>Science and Mathematics</b>                 | <b>1,521</b> | <b>1,572</b> | <b>1,718</b> | <b>1,694</b> | <b>1,823</b> |

<sup>‡</sup>Program moved to Film, Media and Visual Arts Division in Fall 2005

<sup>1</sup>Reported under General Technology in Industrial and Engineering Technology Division prior to 2005

**Source:** Office of Institutional Research reports

---

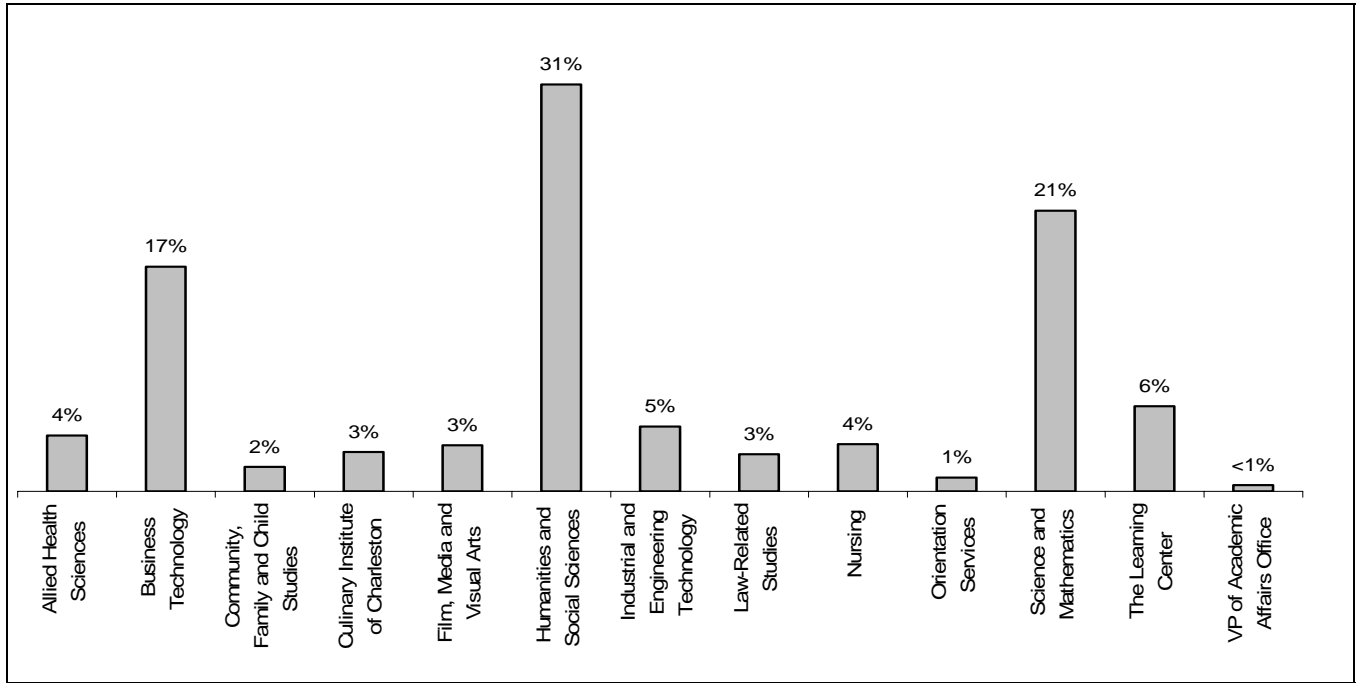
**UNDUPLICATED PROGRAM ENROLLMENT**

| <b>Program</b>          | <b>2002</b>   | <b>2003</b>   | <b>2004</b>   | <b>2005</b>   | <b>2006</b>   |
|-------------------------|---------------|---------------|---------------|---------------|---------------|
| Degree Seeking          | 9,611         | 10,411        | 10,510        | 10,128        | 10,810        |
| Non-Degree              | 1,476         | 1,297         | 1,222         | 1,219         | 921           |
| Undecided               | 164           | 83            | 63            | 60            | 77            |
| <b>Total Enrollment</b> | <b>11,251</b> | <b>11,791</b> | <b>11,795</b> | <b>11,407</b> | <b>11,808</b> |

**Source:** State Board for Technical and Comprehensive Education (SBTCE); Official CERS data

**SECTION IV - CREDIT HOURS**

**CREDIT HOURS GENERATED by DIVISION - FALL 2006**



**CREDIT HOURS GENERATED by DIVISION - FALL 2002-2006**

| Division                              | Fall 2002      | Fall 2003     | Fall 2004      | Fall 2005      | Fall 2006      |
|---------------------------------------|----------------|---------------|----------------|----------------|----------------|
| Allied Health Sciences                | 3,791          | 3,617         | 4,455          | 4,393          | 4,590          |
| Business Technology                   | 21,336         | 19,078        | 21,622         | 17,630         | 18,462         |
| *Community, Family and Child Studies  | 2,445          | 2,421         | 2,315          | 2,172          | 2,001          |
| *Culinary Institute of Charleston     | 1,611          | 2,395         | 2,259          | 2,969          | 3,222          |
| Film, Media and Visual Arts           | N/A            | N/A           | N/A            | 3,782          | 3,780          |
| Humanities and Social Sciences        | 32,555         | 28,095        | 33,876         | 32,191         | 33,440         |
| Industrial and Engineering Technology | 5,876          | 4,985         | 6,084          | 5,348          | 5,339          |
| Law-Related Studies                   | 3,255          | 2,598         | 3,681          | 3,297          | 3,048          |
| Nursing                               | 3,281          | 3,859         | 4,336          | 4,067          | 3,870          |
| Orientation Services                  | 1,774          | 2,208         | 1,185          | 1,044          | 1,134          |
| Science and Mathematics               | 19,431         | 16,550        | 20,638         | 19,084         | 23,084         |
| *The Learning Center                  | 10,325         | 8,942         | 10,960         | 10,700         | 7,010          |
| VP of Academic Affairs Office         | N/A            | N/A           | N/A            | N/A            | 513            |
| <b>Total</b>                          | <b>105,680</b> | <b>94,748</b> | <b>111,411</b> | <b>106,677</b> | <b>109,493</b> |

\*Name changes:

Community Family and Child Studies was Community, Family and Child Services prior to Fall 2003

Culinary Institute of Charleston was Hospitality and Tourism prior to 2005

The Learning Center was Developmental Studies prior to Spring 2006

N/A indicates the program was not available in this academic year

**Source:** Office of Institutional Research reports

**SECTION V - GRADUATES**

**ALLIED HEALTH SCIENCES**

| <b>Associate Degrees</b>                            | <b>2002</b> | <b>2003</b> | <b>2004</b> | <b>2005</b> | <b>2006</b> |
|---|-------------|-------------|-------------|-------------|-------------|
| Dental Hygiene                                      | 19          | 19          | 21          | 24          | 22          |
| Emergency Medical Technology                        | N/A         | N/A         | N/A         | N/A         | 0           |
| General Technology - Expanded Duty Dental Assisting | N/A         | N/A         | N/A         | N/A         | 0           |
| General Technology - Medical Assisting              | N/A         | N/A         | N/A         | N/A         | 1           |
| General Technology - Pharmacy Technician            | N/A         | N/A         | N/A         | N/A         | 0           |
| Medical Laboratory Technology                       | 7           | 6           | 7           | 7           | 8           |
| Occupational Therapy Assistant                      | 7           | 5           | 4           | 16          | 10          |
| Physical Therapist Assistant                        | 8           | 17          | 10          | 16          | 15          |
| Radiologic Technology                               | 16          | 21          | 17          | 19          | 29          |
| Respiratory Care                                    | 7           | 5           | 12          | 11          | 15          |
| Veterinary Technology                               | 8           | 12          | 12          | 10          | 13          |
| <b>Total</b>  | <b>72</b>   | <b>85</b>   | <b>83</b>   | <b>103</b>  | <b>113</b>  |
| <b>Diplomas</b>                                     | <b>2002</b> | <b>2003</b> | <b>2004</b> | <b>2005</b> | <b>2006</b> |
| *Expanded Duty Dental Assisting                     | 9           | 13          | 9           | 12          | 12          |
| Medical Assisting                                   | 16          | 12          | 21          | 26          | 19          |
| Pharmacy Technician                                 | 6           | 12          | 8           | 7           | 5           |
| <b>Total</b>  | <b>31</b>   | <b>37</b>   | <b>38</b>   | <b>45</b>   | <b>36</b>   |
| <b>Certificates</b>                                 | <b>2002</b> | <b>2003</b> | <b>2004</b> | <b>2005</b> | <b>2006</b> |
| Allied Health Preparation                           | 9           | 6           | 1           | 11          | 10          |
| Diagnostic Medical Sonography                       | 15          | 6           | 4           | N/A         | N/A         |
| Massage Therapy                                     | 22          | 3           | 3           | 2           | 0           |
| Medical Record Coder                                | 0           | 0           | 1           | 7           | 10          |
| Phlebotomy  | 5           | 13          | 12          | 17          | 20          |
| <b>Total</b>  | <b>51</b>   | <b>28</b>   | <b>21</b>   | <b>37</b>   | <b>40</b>   |
| <b>TOTAL Allied Health Sciences</b>                 | <b>154</b>  | <b>150</b>  | <b>142</b>  | <b>185</b>  | <b>189</b>  |

\*Expanded Duty Dental Assisting was Dental Assisting prior to Fall 2003  
 N/A indicates the program was not available in this academic year

**Source:** State Board for Technical and Comprehensive Education (SBTCE); Integrated Postsecondary Education Data System (IPEDS)

**Term Legend:**

|                               |                               |                               |                               |                               |
|-------------------------------|-------------------------------|-------------------------------|-------------------------------|-------------------------------|
| 2002 includes graduates from: | 2003 includes graduates from: | 2004 includes graduates from: | 2005 includes graduates from: | 2006 includes graduates from: |
| Summer 2001                   | Summer 2002                   | Summer 2003                   | Summer 2004                   | Summer 2005                   |
| Fall 2001                     | Fall 2002                     | Fall 2003                     | Fall 2004                     | Fall 2005                     |
| Spring 2002                   | Spring 2003                   | Spring 2004                   | Spring 2005                   | Spring 2006                   |

**SECTION V - GRADUATES**

**BUSINESS TECHNOLOGY**

| <b>Associate Degrees</b>              | <b>2002</b> | <b>2003</b> | <b>2004</b> | <b>2005</b> | <b>2006</b> |
|---------------------------------------|-------------|-------------|-------------|-------------|-------------|
| Accounting                            | 15          | 18          | 11          | 13          | 11          |
| ‡Commercial Graphics                  | 37          | 32          | 35          | 42          | ---         |
| Computer Technology                   | 23          | 21          | 23          | 18          | 22          |
| General Business                      | 19          | 20          | 21          | 23          | 22          |
| Management                            | 20          | 25          | 30          | 18          | 21          |
| Office Systems Technology             | 8           | 12          | 12          | 18          | 7           |
| Telecommunications Systems Management | 26          | 25          | 26          | 21          | 15          |
| <b>Total</b>                          | <b>148</b>  | <b>153</b>  | <b>158</b>  | <b>153</b>  | <b>98</b>   |
| <b>Diplomas</b>                       | <b>2002</b> | <b>2003</b> | <b>2004</b> | <b>2005</b> | <b>2006</b> |
| Automated Office                      | 4           | 4           | 1           | 1           | 0           |
| <b>Total</b>                          | <b>4</b>    | <b>4</b>    | <b>1</b>    | <b>1</b>    | <b>0</b>    |
| <b>Certificates</b>                   | <b>2002</b> | <b>2003</b> | <b>2004</b> | <b>2005</b> | <b>2006</b> |
| A+/Network+ Technician                | 29          | 21          | 18          | 11          | 1           |
| Bank Teller                           | 0           | 0           | 0           | 0           | 0           |
| Basic Network Operations              | 21          | 11          | 6           | 4           | 3           |
| Bookkeeping                           | 15          | 14          | 12          | 17          | 16          |
| Business Information Systems          | 4           | 7           | 2           | 1           | 1           |
| Cisco Certified Network Professional  | 0           | 0           | 0           | 0           | 3           |
| Cisco Certified Networking Associate  | 6           | 2           | 8           | 4           | 0           |
| ‡Computer Animation                   | 0           | 5           | 7           | 4           | ---         |
| ‡Computer Graphics                    | 7           | 5           | 6           | 5           | ---         |
| Computer Network Operations           | 13          | 9           | 6           | 5           | 2           |
| Computer Network Technician           | 15          | 10          | 13          | 5           | 1           |
| Corporate Quality                     | 2           | 0           | 2           | 0           | 0           |
| Customer Service                      | 0           | 1           | 0           | 1           | 1           |
| Database                              | N/A         | N/A         | N/A         | N/A         | 2           |
| e-Commerce                            | 1           | 1           | 0           | 0           | 0           |
| Information Processing                | 3           | 3           | 2           | 1           | 1           |
| International Business                | 0           | 0           | 2           | 0           | 1           |
| Internet Programming                  | N/A         | N/A         | N/A         | N/A         | 1           |
| Leadership Development                | 0           | 0           | 0           | 1           | 2           |

**SECTION V - GRADUATES**

**BUSINESS TECHNOLOGY continued**

| <b>Certificates continued</b>          | <b>2002</b> | <b>2003</b> | <b>2004</b> | <b>2005</b> | <b>2006</b> |
|--|-------------|-------------|-------------|-------------|-------------|
| Medical Office Specialist              | 2           | 1           | 4           | 6           | 5           |
| Medical Transcriptionist               | 16          | 6           | 6           | 6           | 3           |
| Microcomputer Applications Development | 7           | 9           | 11          | 9           | 6           |
| Microcomputer Business Applications    | 40          | 52          | 46          | 43          | 27          |
| Microcomputer Expert User              | 5           | 4           | 12          | 6           | 7           |
| Microsoft Network Operations           | 0           | 0           | 0           | 0           | 2           |
| *Mid-Range Computing                   | 13          | 3           | 4           | 1           | 1           |
| ‡Multimedia Design                     | 10          | 6           | 9           | 1           | ---         |
| NT Server Operations                   | 3           | 2           | N/A         | N/A         | N/A         |
| ‡Photography                           | 16          | 4           | 9           | 13          | ---         |
| ‡Printing                              | 4           | 0           | 4           | 1           | ---         |
| Professional Accountancy               | 6           | 8           | 4           | 3           | 4           |
| Small Business/Entrepreneurship        | 0           | 1           | 0           | 0           | 1           |
| Transportation and Logistics           | 1           | 0           | 6           | 1           | 0           |
| UNIX Systems Operations                | 9           | 16          | 11          | 2           | 0           |
| ‡Web Site Design                       | N/A         | N/A         | 0           | 0           | ---         |
| Webmaster                              | 1           | 1           | 1           | 0           | 0           |
| <b>Total</b>                           | <b>249</b>  | <b>202</b>  | <b>211</b>  | <b>151</b>  | <b>91</b>   |
| <b>TOTAL<br/>Business Technology</b>   | <b>401</b>  | <b>359</b>  | <b>370</b>  | <b>305</b>  | <b>189</b>  |

\*Mid-Range Computing was AS/400 Programmer prior to Fall 2004

‡Program moved to Film, Media and Visual Arts Division in Fall 2005

N/A indicates the program was not available in this academic year

**Source:** State Board for Technical and Comprehensive Education (SBTCE); Integrated Postsecondary Education Data System (IPEDS)

**Term Legend:**

|                               |                               |                               |                               |                               |
|-------------------------------|-------------------------------|-------------------------------|-------------------------------|-------------------------------|
| 2002 includes graduates from: | 2003 includes graduates from: | 2004 includes graduates from: | 2005 includes graduates from: | 2006 includes graduates from: |
| Summer 2001                   | Summer 2002                   | Summer 2003                   | Summer 2004                   | Summer 2005                   |
| Fall 2001                     | Fall 2002                     | Fall 2003                     | Fall 2004                     | Fall 2005                     |
| Spring 2002                   | Spring 2003                   | Spring 2004                   | Spring 2005                   | Spring 2006                   |

**SECTION V - GRADUATES**

**\*COMMUNITY, FAMILY and CHILD STUDIES**

| <b>Associate Degrees</b>                             | <b>2002</b> | <b>2003</b> | <b>2004</b> | <b>2005</b> | <b>2006</b> |
|--|-------------|-------------|-------------|-------------|-------------|
| Early Care and Education                             | 32          | 20          | 27          | 27          | 34          |
| Human Services                                       | 14          | 21          | 31          | 40          | 21          |
| <b>Total</b>   | <b>46</b>   | <b>41</b>   | <b>58</b>   | <b>67</b>   | <b>55</b>   |
| <b>Diplomas</b>                                      | <b>2002</b> | <b>2003</b> | <b>2004</b> | <b>2005</b> | <b>2006</b> |
| Early Childhood Development                          | 11          | 6           | 3           | 1           | 8           |
| <b>Total</b>   | <b>11</b>   | <b>6</b>    | <b>3</b>    | <b>1</b>    | <b>8</b>    |
| <b>Certificates</b>                                  | <b>2002</b> | <b>2003</b> | <b>2004</b> | <b>2005</b> | <b>2006</b> |
| Addictions/Substance Abuse                           | N/A         | N/A         | 0           | 0           | 5           |
| Child Care Management                                | 23          | 14          | 6           | 4           | 14          |
| Developmental Disabilities                           | N/A         | N/A         | N/A         | N/A         | 0           |
| Early Childhood Development                          | 10          | 9           | 14          | 10          | 11          |
| Early Childhood Special Education                    | 0           | 0           | 0           | 0           | 0           |
| *Family Intervention Studies                         | N/A         | N/A         | 0           | 0           | 4           |
| Gerontology  | 0           | 2           | 5           | 12          | 5           |
| *Human Services Generalist                           | 19          | 11          | 14          | 10          | 10          |
| Infant and Toddler Development                       | 1           | 1           | 2           | 0           | 1           |
| *School-Age and Youth Development                    | 0           | 7           | 9           | 0           | 0           |
| <b>Total</b>   | <b>53</b>   | <b>44</b>   | <b>50</b>   | <b>36</b>   | <b>50</b>   |
| <b>TOTAL<br/>Community, Family and Child Studies</b> | <b>110</b>  | <b>91</b>   | <b>111</b>  | <b>104</b>  | <b>113</b>  |

\*Name changes:

Community, Family and Child Studies was Community, Family and Child Services prior to Fall 2003

Family Intervention Studies was Issues in Family Violence prior to Fall 2006

Human Services Generalist was Human Services prior to Fall 2006

School-Age and Youth Development was School Age Child Care prior to Fall 2004

N/A indicates the program was not available in this academic year

**Source:** State Board for Technical and Comprehensive Education (SBTCE); Integrated Postsecondary Education Data System (IPEDS)

**Term Legend:**

| 2002 includes graduates from: | 2003 includes graduates from: | 2004 includes graduates from: | 2005 includes graduates from: | 2006 includes graduates from: |
|-------------------------------|-------------------------------|-------------------------------|-------------------------------|-------------------------------|
| Summer 2001                   | Summer 2002                   | Summer 2003                   | Summer 2004                   | Summer 2005                   |
| Fall 2001                     | Fall 2002                     | Fall 2003                     | Fall 2004                     | Fall 2005                     |
| Spring 2002                   | Spring 2003                   | Spring 2004                   | Spring 2005                   | Spring 2006                   |

**SECTION V - GRADUATES**

**\*CULINARY INSTITUTE of CHARLESTON**

| <b>Associate Degrees</b>                          | <b>2002</b> | <b>2003</b> | <b>2004</b> | <b>2005</b> | <b>2006</b> |
|---|-------------|-------------|-------------|-------------|-------------|
| Culinary Arts Technology                          | 10          | 11          | 14          | 19          | 27          |
| Hospitality and Tourism Management                | 21          | 17          | 29          | 23          | 26          |
| <b>Total</b>                                      | <b>31</b>   | <b>28</b>   | <b>43</b>   | <b>42</b>   | <b>53</b>   |
| <b>Diplomas</b>                                   | <b>2002</b> | <b>2003</b> | <b>2004</b> | <b>2005</b> | <b>2006</b> |
| Culinary Arts                                     | 11          | 13          | 16          | 17          | 24          |
| <b>Total</b>                                      | <b>11</b>   | <b>13</b>   | <b>16</b>   | <b>17</b>   | <b>24</b>   |
| <b>Certificates</b>                               | <b>2002</b> | <b>2003</b> | <b>2004</b> | <b>2005</b> | <b>2006</b> |
| Baking and Pastry                                 | 6           | 2           | 8           | 4           | 11          |
| Catering  | 10          | 6           | 16          | 16          | 16          |
| Food Service Specialist                           | N/A         | N/A         | 0           | 0           | 1           |
| Hospitality Industry Service                      | 16          | 21          | 36          | 23          | 15          |
| <b>Total</b>                                      | <b>32</b>   | <b>29</b>   | <b>60</b>   | <b>43</b>   | <b>43</b>   |
| <b>TOTAL<br/>Culinary Institute of Charleston</b> | <b>74</b>   | <b>70</b>   | <b>119</b>  | <b>102</b>  | <b>120</b>  |

\*Culinary Institute of Charleston was Hospitality, Tourism and Culinary Arts prior to Fall 2005  
 N/A indicates the program was not available in this academic year

**Source:** State Board for Technical and Comprehensive Education (SBTCE); Integrated Postsecondary Education Data System (IPEDS)

**Term Legend:**

|                               |                               |                               |                               |                               |
|-------------------------------|-------------------------------|-------------------------------|-------------------------------|-------------------------------|
| 2002 includes graduates from: | 2003 includes graduates from: | 2004 includes graduates from: | 2005 includes graduates from: | 2006 includes graduates from: |
| Summer 2001                   | Summer 2002                   | Summer 2003                   | Summer 2004                   | Summer 2005                   |
| Fall 2001                     | Fall 2002                     | Fall 2003                     | Fall 2004                     | Fall 2005                     |
| Spring 2002                   | Spring 2003                   | Spring 2004                   | Spring 2005                   | Spring 2006                   |

**SECTION V - GRADUATES**

**FILM, MEDIA and VISUAL ARTS**

| <b>Associate Degrees</b>                     | <b>2002</b> | <b>2003</b> | <b>2004</b> | <b>2005</b> | <b>2006</b> |
|--|-------------|-------------|-------------|-------------|-------------|
| ‡Commercial Graphics                         | 37          | 32          | 35          | 42          | 36          |
| ‡Radio TV Broadcasting                       | 13          | 11          | 12          | 8           | 11          |
| <b>Total</b>                                 | <b>50</b>   | <b>43</b>   | <b>47</b>   | <b>50</b>   | <b>47</b>   |
| <b>Certificates</b>                          | <b>2002</b> | <b>2003</b> | <b>2004</b> | <b>2005</b> | <b>2006</b> |
| Advanced Computer Animation                  | N/A         | N/A         | N/A         | N/A         | 0           |
| Art Foundations                              | N/A         | N/A         | N/A         | N/A         | 0           |
| ‡Computer Animation                          | 0           | 5           | 7           | 4           | 4           |
| ‡Computer Graphics                           | 7           | 5           | 6           | 5           | 5           |
| ‡Film Design                                 | 0           | 2           | 1           | 3           | 1           |
| ‡Film Equipment                              | 0           | 1           | 2           | 1           | 2           |
| ‡Film Production                             | 4           | 4           | 1           | 3           | 2           |
| ‡Filmmaking                                  | 0           | 1           | 1           | 3           | 1           |
| Illustration                                 | N/A         | N/A         | N/A         | N/A         | 0           |
| ‡Multimedia Design                           | 10          | 6           | 9           | 1           | 4           |
| ‡Non-Linear Film Editing                     | 0           | 0           | 3           | 3           | 2           |
| ‡Photography                                 | 16          | 4           | 9           | 13          | 3           |
| ‡Printing                                    | 4           | 0           | 4           | 1           | 1           |
| Radio Production                             | N/A         | N/A         | N/A         | N/A         | 0           |
| ‡Web Site Design                             | N/A         | N/A         | 0           | 0           | 1           |
| <b>Total</b>                                 | <b>41</b>   | <b>28</b>   | <b>43</b>   | <b>37</b>   | <b>26</b>   |
| <b>TOTAL<br/>Film, Media and Visual Arts</b> | <b>91</b>   | <b>71</b>   | <b>90</b>   | <b>87</b>   | <b>73</b>   |

‡Program moved from the Business Technology Division and Science and Mathematics Division in Fall 2005  
 N/A indicates the program was not available in this academic year

**Source:** State Board for Technical and Comprehensive Education (SBTCE); Integrated Postsecondary Education Data System (IPEDS)

**Term Legend:**

|                               |                               |                               |                               |                               |
|-------------------------------|-------------------------------|-------------------------------|-------------------------------|-------------------------------|
| 2002 includes graduates from: | 2003 includes graduates from: | 2004 includes graduates from: | 2005 includes graduates from: | 2006 includes graduates from: |
| Summer 2001                   | Summer 2002                   | Summer 2003                   | Summer 2004                   | Summer 2005                   |
| Fall 2001                     | Fall 2002                     | Fall 2003                     | Fall 2004                     | Fall 2005                     |
| Spring 2002                   | Spring 2003                   | Spring 2004                   | Spring 2005                   | Spring 2006                   |

**SECTION V - GRADUATES**

---

**HUMANITIES and SOCIAL SCIENCES**

| <b>Associate Degrees</b>                        | <b>2002</b> | <b>2003</b> | <b>2004</b> | <b>2005</b> | <b>2006</b> |
|---|-------------|-------------|-------------|-------------|-------------|
| Associate in Arts                               | 199         | 241         | 206         | 186         | 214         |
| <b>TOTAL<br/>Humanities and Social Sciences</b> | <b>199</b>  | <b>241</b>  | <b>206</b>  | <b>186</b>  | <b>214</b>  |

**Source:** State Board for Technical and Comprehensive Education (SBTCE); Integrated Postsecondary Education Data System (IPEDS)

**Term Legend:**

|                               |                               |                               |                               |                               |
|-------------------------------|-------------------------------|-------------------------------|-------------------------------|-------------------------------|
| 2002 includes graduates from: | 2003 includes graduates from: | 2004 includes graduates from: | 2005 includes graduates from: | 2006 includes graduates from: |
| Summer 2001                   | Summer 2002                   | Summer 2003                   | Summer 2004                   | Summer 2005                   |
| Fall 2001                     | Fall 2002                     | Fall 2003                     | Fall 2004                     | Fall 2005                     |
| Spring 2002                   | Spring 2003                   | Spring 2004                   | Spring 2005                   | Spring 2006                   |

**SECTION V - GRADUATES**

**INDUSTRIAL and ENGINEERING TECHNOLOGY**

| <b>Associate Degrees</b>  | <b>2002</b> | <b>2003</b> | <b>2004</b> | <b>2005</b> | <b>2006</b> |
|---|-------------|-------------|-------------|-------------|-------------|
| Aircraft Maintenance  | 3           | 6           | 4           | 5           | 7           |
| Civil Engineering Technology  | 4           | 6           | 3           | 4           | 5           |
| Electronics Engineering Technology                                      | 9           | 7           | 8           | 6           | 9           |
| General Technology  | 17          | 47          | 27          | 4           | 0           |
| <sup>1</sup> General Technology-<br>Air Conditioning/Refrigeration Mech | ---         | ---         | ---         | 1           | 3           |
| <sup>1</sup> General Technology-<br>Automotive Technology               | ---         | ---         | ---         | 3           | 2           |
| <sup>1</sup> General Technology-<br>Basic Construction Trades           | ---         | ---         | ---         | 2           | 1           |
| General Technology-<br>Electrician: Automation/Instrumentation          | N/A         | N/A         | N/A         | 0           | 0           |
| General Technology-<br>Electrician: Construction/Industrial             | N/A         | N/A         | N/A         | 0           | 2           |
| <sup>1</sup> General Technology-<br>Engineering Design Graphics         | ---         | ---         | ---         | 7           | 10          |
| <sup>1</sup> General Technology-<br>Industrial Electricity/Electronics  | ---         | ---         | ---         | 5           | 5           |
| <sup>1</sup> General Technology-<br>Manufacturing                       | ---         | ---         | ---         | 0           | N/A         |
| <sup>1</sup> General Technology-<br>Welding                             | ---         | ---         | ---         | 0           | 0           |
| Horticulture Technology   | 12          | 13          | 9           | 12          | 16          |
| Machine Tool Technology   | 14          | 25          | 2           | 2           | 15          |
| Mechanical Engineering Technology                                       | 3           | 6           | 0           | 1           | 1           |
| <b>Total</b>  | <b>62</b>   | <b>110</b>  | <b>53</b>   | <b>52</b>   | <b>76</b>   |
| <b>Diploma</b>  | <b>2002</b> | <b>2003</b> | <b>2004</b> | <b>2005</b> | <b>2006</b> |
| Cosmetology   | 3           | 5           | 6           | 9           | 6           |
| <b>Total</b>  | <b>3</b>    | <b>5</b>    | <b>6</b>    | <b>9</b>    | <b>6</b>    |
| <b>Certificates</b>   | <b>2002</b> | <b>2003</b> | <b>2004</b> | <b>2005</b> | <b>2006</b> |
| Advanced Computer Aided Design  | 3           | N/A         | N/A         | N/A         | N/A         |
| Air Conditioning/Refrigeration Mechanic                                 | 15          | 12          | 15          | 10          | 12          |
| Aircraft Maintenance Airframe   | N/A         | 0           | 2           | 14          | 13          |
| Aircraft Maintenance General  | N/A         | 0           | 12          | 17          | 6           |
| Aircraft Maintenance Powerplant   | N/A         | 0           | 7           | 8           | 12          |
| Arc Welding   | 7           | 1           | N/A         | N/A         | N/A         |
| Architectural Design Graphics I   | 7           | 6           | 3           | 6           | 3           |
| Architectural Design Graphics II  | 1           | 1           | 2           | 1           | 0           |

**SECTION V - GRADUATES**

**INDUSTRIAL and ENGINEERING TECHNOLOGY continued**

| <b>Certificates continued</b>              | <b>2002</b> | <b>2003</b> | <b>2004</b> | <b>2005</b> | <b>2006</b> |
|--|-------------|-------------|-------------|-------------|-------------|
| Automatic Transmission Repair Specialist   | 2           | 2           | 0           | 0           | 1           |
| Automotive Brakes and Alignment Specialist | 2           | 4           | 1           | 0           | 1           |
| Automotive Engine Performance Specialist   | 0           | 5           | 0           | 0           | 3           |
| Automotive Engine Repair Specialist        | 1           | 3           | 0           | 1           | 2           |
| Automotive Servicing                       | 6           | 9           | 5           | 2           | 7           |
| Basic Construction Trades                  | 0           | 9           | 5           | 8           | 9           |
| Basic Electronic Journeyman I              | 0           | 0           | 2           | 1           | 1           |
| Beginning Computer Aided Design            | 7           | N/A         | N/A         | N/A         | 1           |
| CIM Production Automation Control          | 26          | 25          | 0           | 0           | N/A         |
| Computer Aided Design I                    | 27          | 42          | 20          | 18          | 11          |
| Computer Aided Design II                   | 7           | 7           | 7           | 5           | 12          |
| Computer Numerical Control Operations      | 0           | 24          | 5           | 0           | 1           |
| Construction Drafting                      | 0           | N/A         | N/A         | N/A         | N/A         |
| Construction Management                    | 9           | 13          | 5           | 0           | 4           |
| Cosmetology                                | 10          | 7           | 15          | 14          | 20          |
| Electrician: Automated Controls            | N/A         | N/A         | N/A         | 0           | 1           |
| Electrician: Construction                  | N/A         | N/A         | N/A         | 0           | 5           |
| Electrician: Industrial                    | N/A         | N/A         | N/A         | 0           | 2           |
| Electrician: Process Controls              | N/A         | N/A         | N/A         | 0           | 0           |
| Engineering Design Graphics                | 3           | 2           | 4           | 3           | 5           |
| Esthetics                                  | 12          | 10          | 17          | 8           | 15          |
| Gas Arc Welding                            | 0           | N/A         | N/A         | N/A         | N/A         |
| Golf Course Maintenance                    | 1           | 2           | 1           | 2           | 1           |
| Industrial Electricity/Electronics         | 10          | 35          | 17          | 15          | 15          |
| Industrial Maintenance                     | 1           | 0           | 1           | 1           | 1           |
| Industrial Maintenance Mechanic            | 0           | N/A         | N/A         | N/A         | N/A         |
| Industrial Mechanic                        | 0           | 2           | 1           | 7           | 3           |
| Land Development Technology                | 2           | 0           | 1           | 2           | 0           |
| Landscape Design                           | 3           | 9           | 4           | 5           | 7           |
| Landscape Management                       | 1           | 1           | 5           | 0           | 3           |
| Machine Tool Technology                    | 1           | 5           | 4           | 2           | 0           |
| Nail Technology                            | 13          | 12          | 21          | 15          | 13          |

**SECTION V - GRADUATES**

**INDUSTRIAL and ENGINEERING TECHNOLOGY continued**

| <b>Certificates continued</b>                                | <b>2002</b> | <b>2003</b> | <b>2004</b> | <b>2005</b> | <b>2006</b> |
|--|-------------|-------------|-------------|-------------|-------------|
| Pipe Welding   | 0           | N/A         | N/A         | N/A         | N/A         |
| Surveying  | 4           | 1           | 3           | 3           | 1           |
| Transfer Engineering:<br>Chemical Engineering-USC            | 0           | 0           | 0           | 0           | 0           |
| Transfer Engineering:<br>Civil Engineering-The Citadel       | 0           | 0           | 0           | 0           | 1           |
| Transfer Engineering:<br>Civil/Mechanical Engineering-USC    | 0           | 0           | 0           | 0           | 0           |
| Transfer Engineering:<br>Electrical/Computer Engineering-USC | 2           | 0           | 0           | 0           | 0           |
| Transfer Engineering:<br>Electrical Engineering-The Citadel  | 0           | 3           | 2           | 2           | 2           |
| Transmission Repair Specialist                               | 0           | N/A         | N/A         | N/A         | N/A         |
| Welding  | 0           | N/A         | N/A         | N/A         | N/A         |
| Welding Combination  | 0           | 1           | 7           | N/A         | N/A         |
| Welding Gas Metal and Flux Cored Arc                         | 0           | 3           | 1           | 1           | 7           |
| Welding Gas Metal and Flux Cored Arc<br>Advanced             | 0           | 0           | 0           | 0           | 0           |
| Welding Gas Tungsten Arc                                     | 0           | 2           | 2           | 3           | 4           |
| Welding Gas Tungsten Arc Advanced                            | 0           | 1           | 0           | 1           | 0           |
| Welding Shielded Metal Arc                                   | 2           | 4           | 2           | 3           | 5           |
| Welding Shielded Metal Arc Advanced                          | 0           | 1           | 1           | 1           | 1           |
| Woodworking  | 0           | 0           | 0           | 0           | 0           |
| <b>Total</b>   | <b>185</b>  | <b>264</b>  | <b>200</b>  | <b>179</b>  | <b>211</b>  |
| <b>TOTAL<br/>Industrial and Engineering Technology</b>       | <b>250</b>  | <b>379</b>  | <b>259</b>  | <b>240</b>  | <b>293</b>  |

<sup>1</sup>Reported under General Technology prior to 2005

N/A indicates the program was not available in this academic year

**Source:** State Board for Technical and Comprehensive Education (SBTCE); Integrated Postsecondary Education Data System (IPEDS)

**Term Legend:**

|                                  |                                  |                                  |                                  |                                  |
|----------------------------------|----------------------------------|----------------------------------|----------------------------------|----------------------------------|
| 2002 includes<br>graduates from: | 2003 includes<br>graduates from: | 2004 includes<br>graduates from: | 2005 includes<br>graduates from: | 2006 includes<br>graduates from: |
| Summer 2001                      | Summer 2002                      | Summer 2003                      | Summer 2004                      | Summer 2005                      |
| Fall 2001                        | Fall 2002                        | Fall 2003                        | Fall 2004                        | Fall 2005                        |
| Spring 2002                      | Spring 2003                      | Spring 2004                      | Spring 2005                      | Spring 2006                      |

**SECTION V - GRADUATES**

---

**LAW-RELATED STUDIES**

| <b>Associate Degrees</b>             | <b>2002</b> | <b>2003</b> | <b>2004</b> | <b>2005</b> | <b>2006</b> |
|--------------------------------------|-------------|-------------|-------------|-------------|-------------|
| Criminal Justice                     | 51          | 33          | 33          | 45          | 42          |
| *Paralegal                           | 23          | 26          | 37          | 11          | 32          |
| <b>Total</b>                         | <b>74</b>   | <b>59</b>   | <b>70</b>   | <b>56</b>   | <b>74</b>   |
| <b>Certificates</b>                  | <b>2002</b> | <b>2003</b> | <b>2004</b> | <b>2005</b> | <b>2006</b> |
| Criminal Justice: Corrections        | 2           | 5           | 10          | 14          | 9           |
| Criminal Justice: Law Enforcement    | 3           | 7           | 6           | 15          | 13          |
| Forensic Science                     | 0           | 0           | 6           | 8           | 0           |
| Paralegal                            | 18          | 11          | 12          | 9           | 11          |
| <b>Total</b>                         | <b>23</b>   | <b>23</b>   | <b>34</b>   | <b>46</b>   | <b>33</b>   |
| <b>TOTAL<br/>Law-Related Studies</b> | <b>97</b>   | <b>82</b>   | <b>104</b>  | <b>102</b>  | <b>107</b>  |

\*Paralegal was Legal Assistant prior to July 2005

**Source:** State Board for Technical and Comprehensive Education (SBTCE); Integrated Postsecondary Education Data System (IPEDS)

**Term Legend:**

| 2002 includes graduates from: | 2003 includes graduates from: | 2004 includes graduates from: | 2005 includes graduates from: | 2006 includes graduates from: |
|-------------------------------|-------------------------------|-------------------------------|-------------------------------|-------------------------------|
| Summer 2001                   | Summer 2002                   | Summer 2003                   | Summer 2004                   | Summer 2005                   |
| Fall 2001                     | Fall 2002                     | Fall 2003                     | Fall 2004                     | Fall 2005                     |
| Spring 2002                   | Spring 2003                   | Spring 2004                   | Spring 2005                   | Spring 2006                   |

**SECTION V - GRADUATES**

---

**NURSING**

| <b>Associate Degrees</b> | <b>2002</b> | <b>2003</b> | <b>2004</b> | <b>2005</b> | <b>2006</b> |
|--------------------------|-------------|-------------|-------------|-------------|-------------|
| Nursing - ADN            | 110         | 118         | 164         | 146         | 137         |
| <b>Total</b>             | <b>110</b>  | <b>118</b>  | <b>164</b>  | <b>146</b>  | <b>137</b>  |
| <b>Diplomas</b>          | <b>2002</b> | <b>2003</b> | <b>2004</b> | <b>2005</b> | <b>2006</b> |
| Practical Nursing        | 41          | 55          | 49          | 40          | 53          |
| <b>Total</b>             | <b>41</b>   | <b>55</b>   | <b>49</b>   | <b>40</b>   | <b>53</b>   |
| <b>Certificates</b>      | <b>2002</b> | <b>2003</b> | <b>2004</b> | <b>2005</b> | <b>2006</b> |
| Nursing Assistant        | 9           | 3           | 4           | 8           | 4           |
| Pre-Nursing              | 74          | 41          | 41          | 52          | 39          |
| <b>Total</b>             | <b>83</b>   | <b>44</b>   | <b>45</b>   | <b>60</b>   | <b>43</b>   |
| <b>TOTAL Nursing</b>     | <b>234</b>  | <b>217</b>  | <b>258</b>  | <b>246</b>  | <b>233</b>  |

**Source:** State Board for Technical and Comprehensive Education (SBTCE); Integrated Postsecondary Education Data System (IPEDS)

**Term Legend:**

| 2002 includes graduates from: | 2003 includes graduates from: | 2004 includes graduates from: | 2005 includes graduates from: | 2006 includes graduates from: |
|-------------------------------|-------------------------------|-------------------------------|-------------------------------|-------------------------------|
| Summer 2001                   | Summer 2002                   | Summer 2003                   | Summer 2004                   | Summer 2005                   |
| Fall 2001                     | Fall 2002                     | Fall 2003                     | Fall 2004                     | Fall 2005                     |
| Spring 2002                   | Spring 2003                   | Spring 2004                   | Spring 2005                   | Spring 2006                   |

**SECTION V - GRADUATES**

**SCIENCE and MATHEMATICS**

| <b>Associate Degrees</b>                                  | <b>2002</b> | <b>2003</b> | <b>2004</b> | <b>2005</b> | <b>2006</b> |
|---|-------------|-------------|-------------|-------------|-------------|
| Associate in Science                                      | 129         | 136         | 109         | 104         | 128         |
| <sup>1</sup> General Technology: Environmental Technology | ---         | ---         | ---         | 3           | 1           |
| <sup>‡</sup> Radio TV Broadcasting                        | 13          | 11          | 12          | 8           | ---         |
| <b>Total</b>  | <b>142</b>  | <b>147</b>  | <b>121</b>  | <b>115</b>  | <b>129</b>  |
| <b>Certificates</b>                                       | <b>2002</b> | <b>2003</b> | <b>2004</b> | <b>2005</b> | <b>2006</b> |
| Environmental Technology                                  | 3           | 4           | 6           | 4           | 0           |
| <sup>‡</sup> Film Design                                  | 0           | 2           | 1           | 3           | ---         |
| <sup>‡</sup> Film Equipment                               | 0           | 1           | 2           | 1           | ---         |
| <sup>‡</sup> Film Production                              | 4           | 4           | 1           | 3           | ---         |
| <sup>‡</sup> Filmmaking                                   | 0           | 1           | 1           | 3           | ---         |
| <sup>‡</sup> Non-Linear Film Editing                      | 0           | 0           | 3           | 3           | ---         |
| <b>Total</b>  | <b>7</b>    | <b>12</b>   | <b>14</b>   | <b>17</b>   | <b>0</b>    |
| <b>TOTAL<br/>Science and Mathematics</b>                  | <b>149</b>  | <b>159</b>  | <b>135</b>  | <b>132</b>  | <b>129</b>  |

<sup>1</sup>Reported under General Technology in Industrial and Engineering Technology Division prior to 2005

<sup>‡</sup>Program moved to the Film, Media and Visual Arts Division in Fall 2005

**Source:** State Board for Technical and Comprehensive Education (SBTCE); Integrated Postsecondary Education Data System (IPEDS)

**Term Legend:**

|                               |                               |                               |                               |                               |
|-------------------------------|-------------------------------|-------------------------------|-------------------------------|-------------------------------|
| 2002 includes graduates from: | 2003 includes graduates from: | 2004 includes graduates from: | 2005 includes graduates from: | 2006 includes graduates from: |
| Summer 2001                   | Summer 2002                   | Summer 2003                   | Summer 2004                   | Summer 2005                   |
| Fall 2001                     | Fall 2002                     | Fall 2003                     | Fall 2004                     | Fall 2005                     |
| Spring 2002                   | Spring 2003                   | Spring 2004                   | Spring 2005                   | Spring 2006                   |

**<sup>1</sup>GRADUATES by ASSOCIATE DEGREE, DIPLOMA and CERTIFICATE PROGRAMS**

| <b>Programs</b>  | <b>2002</b>  | <b>2003</b>  | <b>2004</b>  | <b>2005</b>  | <b>2006</b>  |
|------------------|--------------|--------------|--------------|--------------|--------------|
| Associate Degree | 884          | 982          | 956          | 920          | 996          |
| Diploma          | 101          | 120          | 113          | 113          | 127          |
| Certificate      | 683          | 646          | 635          | 569          | 537          |
| <b>Total</b>     | <b>1,668</b> | <b>1,748</b> | <b>1,704</b> | <b>1,602</b> | <b>1,660</b> |

<sup>1</sup>Duplicate awards included

**Source:** State Board for Technical and Comprehensive Education (SBTCE); Integrated Postsecondary Education Data System (IPEDS)

**SECTION V - GRADUATES**

**GRADUATES by GENDER and ETHNIC ORIGIN by DIVISION**

| <b>Allied Health Sciences</b>               | <b>Male</b> | <b>Female</b> | <b>African-American</b> | <b>Caucasian</b> | <b>Other</b> | <b>Total</b> |
|---|-------------|---------------|-------------------------|------------------|--------------|--------------|
| 2002  | 14          | 140           | 41                      | 105              | 8            | <b>154</b>   |
| 2003  | 17          | 133           | 38                      | 101              | 11           | <b>150</b>   |
| 2004  | 15          | 127           | 33                      | 99               | 10           | <b>142</b>   |
| 2005  | 11          | 174           | 46                      | 125              | 14           | <b>185</b>   |
| 2006  | 19          | 170           | 42                      | 131              | 16           | <b>189</b>   |
| <b>Business Technology</b>                  | <b>Male</b> | <b>Female</b> | <b>African-American</b> | <b>Caucasian</b> | <b>Other</b> | <b>Total</b> |
| 2002  | 176         | 225           | 90                      | 276              | 35           | <b>401</b>   |
| 2003  | 158         | 201           | 95                      | 227              | 37           | <b>359</b>   |
| 2004  | 165         | 205           | 92                      | 251              | 27           | <b>370</b>   |
| 2005  | 116         | 189           | 88                      | 195              | 22           | <b>305</b>   |
| 2006  | 66          | 123           | 57                      | 119              | 13           | <b>189</b>   |
| <b>*Community, Family and Child Studies</b> | <b>Male</b> | <b>Female</b> | <b>African-American</b> | <b>Caucasian</b> | <b>Other</b> | <b>Total</b> |
| 2002  | 2           | 108           | 72                      | 36               | 2            | <b>110</b>   |
| 2003  | 1           | 90            | 62                      | 26               | 3            | <b>91</b>    |
| 2004  | 4           | 107           | 81                      | 28               | 2            | <b>111</b>   |
| 2005  | 5           | 99            | 70                      | 33               | 1            | <b>104</b>   |
| 2006  | 1           | 112           | 78                      | 28               | 7            | <b>113</b>   |
| <b>*Culinary Institute of Charleston</b>    | <b>Male</b> | <b>Female</b> | <b>African-American</b> | <b>Caucasian</b> | <b>Other</b> | <b>Total</b> |
| 2002  | 33          | 41            | 11                      | 60               | 3            | <b>74</b>    |
| 2003  | 42          | 28            | 21                      | 43               | 6            | <b>70</b>    |
| 2004  | 43          | 76            | 31                      | 88               | 0            | <b>119</b>   |
| 2005  | 37          | 65            | 24                      | 74               | 4            | <b>102</b>   |
| 2006  | 36          | 84            | 29                      | 89               | 2            | <b>120</b>   |
| <b>Film, Media and Visual Arts</b>          | <b>Male</b> | <b>Female</b> | <b>African-American</b> | <b>Caucasian</b> | <b>Other</b> | <b>Total</b> |
| 2006  | 27          | 46            | 19                      | 49               | 5            | <b>73</b>    |
| <b>Humanities and Social Sciences</b>       | <b>Male</b> | <b>Female</b> | <b>African-American</b> | <b>Caucasian</b> | <b>Other</b> | <b>Total</b> |
| 2002  | 50          | 149           | 29                      | 153              | 17           | <b>199</b>   |
| 2003  | 92          | 149           | 42                      | 177              | 22           | <b>241</b>   |
| 2004  | 67          | 139           | 39                      | 146              | 21           | <b>206</b>   |
| 2005  | 48          | 138           | 33                      | 140              | 13           | <b>186</b>   |
| 2006  | 76          | 138           | 44                      | 155              | 15           | <b>214</b>   |

**SECTION V - GRADUATES**

**GRADUATES by GENDER and ETHNIC ORIGIN by DIVISION continued**

| <b>Industrial and Engineering Technology</b> | <b>Male</b> | <b>Female</b> | <b>African-American</b> | <b>Caucasian</b> | <b>Other</b> | <b>Total</b> |
|--|-------------|---------------|-------------------------|------------------|--------------|--------------|
| 2002   | 171         | 79            | 57                      | 176              | 17           | <b>250</b>   |
| 2003   | 276         | 103           | 89                      | 278              | 12           | <b>379</b>   |
| 2004   | 162         | 97            | 60                      | 182              | 17           | <b>259</b>   |
| 2005   | 166         | 74            | 54                      | 173              | 13           | <b>240</b>   |
| 2006   | 210         | 83            | 72                      | 197              | 24           | <b>293</b>   |
| <b>Law-Related Studies</b>                   | <b>Male</b> | <b>Female</b> | <b>African-American</b> | <b>Caucasian</b> | <b>Other</b> | <b>Total</b> |
| 2002   | 34          | 63            | 25                      | 68               | 4            | <b>97</b>    |
| 2003   | 22          | 60            | 30                      | 44               | 8            | <b>82</b>    |
| 2004   | 26          | 78            | 28                      | 70               | 6            | <b>104</b>   |
| 2005   | 38          | 64            | 24                      | 75               | 3            | <b>102</b>   |
| 2006   | 26          | 81            | 45                      | 53               | 9            | <b>107</b>   |
| <b>Nursing</b>                               | <b>Male</b> | <b>Female</b> | <b>African-American</b> | <b>Caucasian</b> | <b>Other</b> | <b>Total</b> |
| 2002   | 13          | 221           | 40                      | 172              | 22           | <b>234</b>   |
| 2003   | 17          | 200           | 60                      | 150              | 7            | <b>217</b>   |
| 2004   | 17          | 241           | 53                      | 193              | 12           | <b>258</b>   |
| 2005   | 17          | 229           | 43                      | 183              | 20           | <b>246</b>   |
| 2006   | 22          | 211           | 34                      | 183              | 16           | <b>233</b>   |
| <b>Science and Mathematics</b>               | <b>Male</b> | <b>Female</b> | <b>African-American</b> | <b>Caucasian</b> | <b>Other</b> | <b>Total</b> |
| 2002   | 61          | 88            | 34                      | 105              | 10           | <b>149</b>   |
| 2003   | 67          | 92            | 33                      | 109              | 17           | <b>159</b>   |
| 2004   | 53          | 82            | 26                      | 99               | 10           | <b>135</b>   |
| 2005   | 48          | 84            | 29                      | 84               | 19           | <b>132</b>   |
| 2006   | 42          | 87            | 36                      | 79               | 14           | <b>129</b>   |
| <b>TTC TOTAL</b>                             | <b>Male</b> | <b>Female</b> | <b>African-American</b> | <b>Caucasian</b> | <b>Other</b> | <b>Total</b> |
| 2002   | 554         | 1,114         | 399                     | 1,151            | 118          | <b>1,668</b> |
| 2003   | 692         | 1,056         | 470                     | 1,155            | 123          | <b>1,748</b> |
| 2004   | 552         | 1,152         | 443                     | 1,156            | 105          | <b>1,704</b> |
| 2005   | 486         | 1,116         | 411                     | 1,082            | 109          | <b>1,602</b> |
| 2006   | 525         | 1,135         | 456                     | 1,083            | 121          | <b>1,660</b> |

\*Name changes:

Community, Family and Child Studies was Community, Family and Child Services prior to Fall 2003  
 Culinary Institute of Charleston was Hospitality and Tourism prior to Fall 2005

**Source:** State Board for Technical and Comprehensive Education (SBTCE); Official CERS data

**SECTION VI - GRADUATE PLACEMENT RATE**

**ALLIED HEALTH SCIENCES**

| <b>Associate Degrees</b>                          | <b>2002<br/>Percent<br/>Placed</b> | <b>2003<br/>Percent<br/>Placed</b> | <b>2004<br/>Percent<br/>Placed</b> | <b>2005<br/>Percent<br/>Placed</b> | <b>2006<br/>Percent<br/>Placed</b> |
|---|------------------------------------|------------------------------------|------------------------------------|------------------------------------|------------------------------------|
| Dental Hygiene                                    | 94                                 | 84                                 | 62                                 | 92                                 | 68                                 |
| Emergency Medical Technology                      | N/A                                | N/A                                | N/A                                | N/A                                | 0                                  |
| General Technology Expanded Duty Dental Assisting | N/A                                | N/A                                | N/A                                | N/A                                | 0                                  |
| General Technology-Medical Assisting              | N/A                                | N/A                                | N/A                                | N/A                                | 100                                |
| General Technology-Pharmacy Technician            | N/A                                | N/A                                | N/A                                | N/A                                | 0                                  |
| Medical Laboratory Technology                     | 100                                | 100                                | 100                                | 100                                | 100                                |
| Occupational Therapy Assistant                    | 57                                 | 60                                 | 100                                | 94                                 | 100                                |
| Physical Therapist Assistant                      | 63                                 | 81                                 | 100                                | 85                                 | 100                                |
| Radiologic Technology                             | 94                                 | 76                                 | 82                                 | 89                                 | 90                                 |
| Respiratory Care                                  | 100                                | 100                                | 83                                 | 100                                | 100                                |
| Veterinary Technology                             | 86                                 | 83                                 | 50                                 | 60                                 | 92                                 |
| <b>Diplomas</b>                                   | <b>2002<br/>Percent<br/>Placed</b> | <b>2003<br/>Percent<br/>Placed</b> | <b>2004<br/>Percent<br/>Placed</b> | <b>2005<br/>Percent<br/>Placed</b> | <b>2006<br/>Percent<br/>Placed</b> |
| *Expanded Duty Dental Assisting                   | 100                                | 85                                 | 89                                 | 83                                 | 91                                 |
| Medical Assisting                                 | 93                                 | 75                                 | 75                                 | 96                                 | 89                                 |
| Pharmacy Technician                               | 100                                | 75                                 | 75                                 | 86                                 | 100                                |
| <b>Certificates</b>                               | <b>2002<br/>Percent<br/>Placed</b> | <b>2003<br/>Percent<br/>Placed</b> | <b>2004<br/>Percent<br/>Placed</b> | <b>2005<br/>Percent<br/>Placed</b> | <b>2006<br/>Percent<br/>Placed</b> |
| Allied Health Preparation                         | 89                                 | 83                                 | 0                                  | 73                                 | 90                                 |
| Diagnostic Medical Sonography                     | 93                                 | 67                                 | 50                                 | N/A                                | N/A                                |
| Massage Therapy                                   | 55                                 | 67                                 | 67                                 | 50                                 | 0                                  |
| Medical Record Coder                              | 0                                  | 0                                  | 0                                  | 71                                 | 60                                 |
| Phlebotomy  | 100                                | 77                                 | 100                                | 82                                 | 75                                 |

\*Expanded Duty Dental Assisting was Dental Assisting prior to Fall 2003  
 N/A indicates the program was not available in this academic year

**Source:** Institutional Research Graduate Follow-Up Survey

**Term Legend:**

|                               |                               |                               |                               |                               |
|-------------------------------|-------------------------------|-------------------------------|-------------------------------|-------------------------------|
| 2002 includes graduates from: | 2003 includes graduates from: | 2004 includes graduates from: | 2005 includes graduates from: | 2006 includes graduates from: |
| Summer 2001                   | Summer 2002                   | Summer 2003                   | Summer 2004                   | Summer 2005                   |
| Fall 2001                     | Fall 2002                     | Fall 2003                     | Fall 2004                     | Fall 2005                     |
| Spring 2002                   | Spring 2003                   | Spring 2004                   | Spring 2005                   | Spring 2006                   |

**SECTION VI - GRADUATE PLACEMENT RATE**

**BUSINESS TECHNOLOGY**

| <b>Associate Degrees</b>              | <b>2002<br/>Percent<br/>Placed</b> | <b>2003<br/>Percent<br/>Placed</b> | <b>2004<br/>Percent<br/>Placed</b> | <b>2005<br/>Percent<br/>Placed</b> | <b>2006<br/>Percent<br/>Placed</b> |
|---------------------------------------|------------------------------------|------------------------------------|------------------------------------|------------------------------------|------------------------------------|
| Accounting                            | 86                                 | 56                                 | 64                                 | 62                                 | 64                                 |
| ‡Commercial Graphics                  | 81                                 | 72                                 | 66                                 | 66                                 | ---                                |
| Computer Technology                   | 63                                 | 53                                 | 55                                 | 50                                 | 77                                 |
| General Business                      | 63                                 | 50                                 | 62                                 | 83                                 | 62                                 |
| Management                            | 70                                 | 78                                 | 67                                 | 61                                 | 52                                 |
| Office Systems Technology             | 75                                 | 83                                 | 50                                 | 72                                 | 71                                 |
| Telecommunications Systems Management | 55                                 | 67                                 | 52                                 | 57                                 | 73                                 |
| <b>Diplomas</b>                       | <b>2002<br/>Percent<br/>Placed</b> | <b>2003<br/>Percent<br/>Placed</b> | <b>2004<br/>Percent<br/>Placed</b> | <b>2005<br/>Percent<br/>Placed</b> | <b>2006<br/>Percent<br/>Placed</b> |
| Automated Office                      | 80                                 | 100                                | 100                                | 100                                | 0                                  |
| <b>Certificates</b>                   | <b>2002<br/>Percent<br/>Placed</b> | <b>2003<br/>Percent<br/>Placed</b> | <b>2004<br/>Percent<br/>Placed</b> | <b>2005<br/>Percent<br/>Placed</b> | <b>2006<br/>Percent<br/>Placed</b> |
| A+/Network+ Technician                | 91                                 | 67                                 | 59                                 | 55                                 | 100                                |
| Bank Teller                           | 0                                  | 0                                  | 0                                  | 0                                  | 0                                  |
| Basic Network Operations              | 76                                 | 73                                 | 25                                 | 100                                | 33                                 |
| Bookkeeping                           | 77                                 | 100                                | 82                                 | 76                                 | 73                                 |
| Business Information Systems          | 50                                 | 67                                 | 50                                 | 0                                  | 100                                |
| Cisco Certified Network Professional  | 0                                  | 0                                  | 0                                  | 0                                  | 100                                |
| Cisco Certified Networking Associate  | 67                                 | 50                                 | 75                                 | 50                                 | 0                                  |
| ‡Computer Animation                   | 0                                  | 60                                 | 43                                 | 50                                 | ---                                |
| ‡Computer Graphics                    | 80                                 | 50                                 | 83                                 | 100                                | ---                                |
| Computer Network Operations           | 85                                 | 67                                 | 33                                 | 80                                 | 50                                 |
| Computer Network Technician           | 100                                | 60                                 | 62                                 | 60                                 | 100                                |
| Corporate Quality                     | 67                                 | 0                                  | 100                                | 0                                  | 0                                  |
| Customer Service                      | 0                                  | 0                                  | 0                                  | 100                                | 0                                  |
| Database                              | N/A                                | N/A                                | N/A                                | N/A                                | 100                                |
| e-Commerce                            | 0                                  | 100                                | 0                                  | 0                                  | 0                                  |
| Information Processing                | 100                                | 67                                 | 50                                 | 100                                | 0                                  |
| International Business                | 0                                  | 0                                  | 0                                  | 0                                  | 0                                  |
| Internet Programming                  | N/A                                | N/A                                | N/A                                | N/A                                | 100                                |

**SECTION VI - GRADUATE PLACEMENT RATE**

**BUSINESS TECHNOLOGY continued**

| <b>Certificates continued</b>          | <b>2002<br/>Percent<br/>Placed</b> | <b>2003<br/>Percent<br/>Placed</b> | <b>2004<br/>Percent<br/>Placed</b> | <b>2005<br/>Percent<br/>Placed</b> | <b>2006<br/>Percent<br/>Placed</b> |
|--|------------------------------------|------------------------------------|------------------------------------|------------------------------------|------------------------------------|
| Leadership Development                 | 0                                  | 0                                  | 0                                  | 100                                | 100                                |
| Medical Office Specialist              | 100                                | 100                                | 67                                 | 33                                 | 50                                 |
| Medical Transcriptionist               | 62                                 | 100                                | 83                                 | 83                                 | 67                                 |
| Microcomputer Applications Development | 67                                 | 89                                 | 64                                 | 78                                 | 83                                 |
| Microcomputer Business Applications    | 61                                 | 71                                 | 65                                 | 86                                 | 77                                 |
| Microcomputer Expert User              | 80                                 | 100                                | 50                                 | 67                                 | 86                                 |
| Microsoft Network Operations           | 0                                  | 0                                  | 0                                  | 0                                  | 50                                 |
| *Mid-Range Computing                   | 58                                 | 67                                 | 50                                 | 100                                | 100                                |
| ‡Multimedia Design                     | 73                                 | 83                                 | 67                                 | 100                                | ---                                |
| NT Server Operations                   | 100                                | 100                                | N/A                                | N/A                                | N/A                                |
| ‡Photography                           | 87                                 | 100                                | 50                                 | 85                                 | ---                                |
| ‡Printing                              | 67                                 | 0                                  | 50                                 | 0                                  | ---                                |
| Professional Accountancy               | 67                                 | 50                                 | 75                                 | 100                                | 100                                |
| Small Business/Entrepreneurship        | 0                                  | 100                                | 0                                  | 0                                  | 100                                |
| Transportation and Logistics           | 0                                  | 0                                  | 100                                | 100                                | 0                                  |
| UNIX Systems Operations                | 63                                 | 56                                 | 64                                 | 50                                 | 0                                  |
| ‡Web Site Design                       | N/A                                | N/A                                | 0                                  | 0                                  | ---                                |
| Webmaster                              | 0                                  | 100                                | 0                                  | 0                                  | 0                                  |

\*Mid-Range Computing was AS/400 Programmer prior to Fall 2004

‡Program moved to Film, Media and Visual Arts Division in Fall 2005

N/A indicates the program was not available in this academic year

**Source:** Institutional Research Graduate Follow-Up Survey

**Term Legend:**

|                                  |                                  |                                  |                                  |                                  |
|----------------------------------|----------------------------------|----------------------------------|----------------------------------|----------------------------------|
| 2002 includes<br>graduates from: | 2003 includes<br>graduates from: | 2004 includes<br>graduates from: | 2005 includes<br>graduates from: | 2006 includes<br>graduates from: |
| Summer 2001                      | Summer 2002                      | Summer 2003                      | Summer 2004                      | Summer 2005                      |
| Fall 2001                        | Fall 2002                        | Fall 2003                        | Fall 2004                        | Fall 2005                        |
| Spring 2002                      | Spring 2003                      | Spring 2004                      | Spring 2005                      | Spring 2006                      |

**SECTION VI - GRADUATE PLACEMENT RATE**

**\*COMMUNITY, FAMILY and CHILD STUDIES**

| <b>Associate Degrees</b>          | <b>2002<br/>Percent<br/>Placed</b> | <b>2003<br/>Percent<br/>Placed</b> | <b>2004<br/>Percent<br/>Placed</b> | <b>2005<br/>Percent<br/>Placed</b> | <b>2006<br/>Percent<br/>Placed</b> |
|-----------------------------------|------------------------------------|------------------------------------|------------------------------------|------------------------------------|------------------------------------|
| Early Care and Education          | 69                                 | 60                                 | 78                                 | 92                                 | 79                                 |
| Human Services                    | 86                                 | 74                                 | 66                                 | 69                                 | 71                                 |
| <b>Diplomas</b>                   | <b>2002<br/>Percent<br/>Placed</b> | <b>2003<br/>Percent<br/>Placed</b> | <b>2004<br/>Percent<br/>Placed</b> | <b>2005<br/>Percent<br/>Placed</b> | <b>2006<br/>Percent<br/>Placed</b> |
| Early Childhood Development       | 73                                 | 67                                 | 67                                 | 100                                | 100                                |
| <b>Certificates</b>               | <b>2002<br/>Percent<br/>Placed</b> | <b>2003<br/>Percent<br/>Placed</b> | <b>2004<br/>Percent<br/>Placed</b> | <b>2005<br/>Percent<br/>Placed</b> | <b>2006<br/>Percent<br/>Placed</b> |
| Addictions/Substance Abuse        | N/A                                | N/A                                | 0                                  | 0                                  | 80                                 |
| Child Care Management             | 65                                 | 71                                 | 83                                 | 100                                | 93                                 |
| Developmental Disabilities        | N/A                                | N/A                                | N/A                                | N/A                                | 0                                  |
| Early Childhood Development       | 70                                 | 78                                 | 86                                 | 70                                 | 100                                |
| Early Childhood Special Education | 0                                  | 0                                  | 0                                  | 0                                  | 0                                  |
| *Family Intervention Studies      | N/A                                | N/A                                | 0                                  | 0                                  | 75                                 |
| Gerontology                       | 0                                  | 100                                | 60                                 | 64                                 | 60                                 |
| *Human Services Generalist        | 71                                 | 80                                 | 85                                 | 70                                 | 90                                 |
| Infant and Toddler Development    | 100                                | 100                                | 50                                 | 0                                  | 100                                |
| *School-Age and Youth Development | 0                                  | 100                                | 100                                | 0                                  | 0                                  |

\*Name changes:

- Community, Family and Child Studies was Community, Family and Child Services prior to Fall 2003
- Family Intervention Studies was Issues in Family Violence prior to Fall 2006
- Human Services Generalist was Human Services prior to Fall 2006
- School-Age and Youth Development was School Age Child Care prior to Fall 2004

N/A indicates the program was not available in this academic year

**Source:** Institutional Research Graduate Follow-Up Survey

**Term Legend:**

| 2002 includes<br>graduates from: | 2003 includes<br>graduates from: | 2004 includes<br>graduates from: | 2005 includes<br>graduates from: | 2006 includes<br>graduates from: |
|----------------------------------|----------------------------------|----------------------------------|----------------------------------|----------------------------------|
| Summer 2001                      | Summer 2002                      | Summer 2003                      | Summer 2004                      | Summer 2005                      |
| Fall 2001                        | Fall 2002                        | Fall 2003                        | Fall 2004                        | Fall 2005                        |
| Spring 2002                      | Spring 2003                      | Spring 2004                      | Spring 2005                      | Spring 2006                      |

**SECTION VI - GRADUATE PLACEMENT RATE**

---

**\*CULINARY INSTITUTE of CHARLESTON**

| <b>Associate Degrees</b>           | <b>2002<br/>Percent<br/>Placed</b> | <b>2003<br/>Percent<br/>Placed</b> | <b>2004<br/>Percent<br/>Placed</b> | <b>2005<br/>Percent<br/>Placed</b> | <b>2006<br/>Percent<br/>Placed</b> |
|------------------------------------|------------------------------------|------------------------------------|------------------------------------|------------------------------------|------------------------------------|
| Culinary Arts Technology           | 70                                 | 100                                | 50                                 | 79                                 | 69                                 |
| Hospitality and Tourism Management | 80                                 | 65                                 | 54                                 | 83                                 | 88                                 |
| <b>Diplomas</b>                    | <b>2002<br/>Percent<br/>Placed</b> | <b>2003<br/>Percent<br/>Placed</b> | <b>2004<br/>Percent<br/>Placed</b> | <b>2005<br/>Percent<br/>Placed</b> | <b>2006<br/>Percent<br/>Placed</b> |
| Culinary Arts                      | 78                                 | 54                                 | 75                                 | 76                                 | 74                                 |
| <b>Certificates</b>                | <b>2002<br/>Percent<br/>Placed</b> | <b>2003<br/>Percent<br/>Placed</b> | <b>2004<br/>Percent<br/>Placed</b> | <b>2005<br/>Percent<br/>Placed</b> | <b>2006<br/>Percent<br/>Placed</b> |
| Baking and Pastry                  | 60                                 | 50                                 | 63                                 | 75                                 | 78                                 |
| Catering                           | 78                                 | 67                                 | 73                                 | 56                                 | 100                                |
| Food Service Specialist            | N/A                                | N/A                                | 0                                  | 0                                  | 100                                |
| Hospitality Industry Service       | 80                                 | 67                                 | 50                                 | 70                                 | 100                                |

\*Culinary Institute of Charleston was Hospitality, Tourism and Culinary Arts prior to Fall 2005  
 N/A indicates the program was not available in this academic year

**Source:** Institutional Research Graduate Follow-Up Survey

**Term Legend:**

|                                  |                                  |                                  |                                  |                                  |
|----------------------------------|----------------------------------|----------------------------------|----------------------------------|----------------------------------|
| 2002 includes<br>graduates from: | 2003 includes<br>graduates from: | 2004 includes<br>graduates from: | 2005 includes<br>graduates from: | 2006 includes<br>graduates from: |
| Summer 2001                      | Summer 2002                      | Summer 2003                      | Summer 2004                      | Summer 2005                      |
| Fall 2001                        | Fall 2002                        | Fall 2003                        | Fall 2004                        | Fall 2005                        |
| Spring 2002                      | Spring 2003                      | Spring 2004                      | Spring 2005                      | Spring 2006                      |

**SECTION VI - GRADUATE PLACEMENT RATE**

**<sup>1</sup>FILM, MEDIA and VISUAL ARTS**

| <b>Associate Degrees</b>    | <b>2002<br/>Percent<br/>Placed</b> | <b>2003<br/>Percent<br/>Placed</b> | <b>2004<br/>Percent<br/>Placed</b> | <b>2005<br/>Percent<br/>Placed</b> | <b>2006<br/>Percent<br/>Placed</b> |
|-----------------------------|------------------------------------|------------------------------------|------------------------------------|------------------------------------|------------------------------------|
| ‡Commercial Graphics        | 81                                 | 72                                 | 66                                 | 66                                 | 82                                 |
| ‡Radio TV Broadcasting      | 100                                | 73                                 | 25                                 | 63                                 | 82                                 |
| <b>Certificates</b>         | <b>2002<br/>Percent<br/>Placed</b> | <b>2003<br/>Percent<br/>Placed</b> | <b>2004<br/>Percent<br/>Placed</b> | <b>2005<br/>Percent<br/>Placed</b> | <b>2006<br/>Percent<br/>Placed</b> |
| Advanced Computer Animation | N/A                                | N/A                                | N/A                                | N/A                                | 0                                  |
| Art Foundations             | N/A                                | N/A                                | N/A                                | N/A                                | 0                                  |
| ‡Computer Animation         | 0                                  | 60                                 | 43                                 | 50                                 | 75                                 |
| ‡Computer Graphics          | 80                                 | 50                                 | 83                                 | 100                                | 100                                |
| ‡Film Design                | 0                                  | 100                                | 100                                | 67                                 | 100                                |
| ‡Film Equipment             | 0                                  | 100                                | 50                                 | 100                                | 100                                |
| ‡Film Production            | 100                                | 100                                | 0                                  | 67                                 | 100                                |
| ‡Filmmaking                 | 0                                  | 100                                | 0                                  | 100                                | 100                                |
| Illustration                | N/A                                | N/A                                | N/A                                | N/A                                | 0                                  |
| ‡Multimedia Design          | 73                                 | 83                                 | 67                                 | 100                                | 75                                 |
| ‡Non-Linear Film Editing    | 0                                  | 0                                  | 0                                  | 67                                 | 100                                |
| ‡Photography                | 87                                 | 100                                | 50                                 | 85                                 | 100                                |
| ‡Printing                   | 67                                 | 0                                  | 50                                 | 0                                  | 100                                |
| Radio Production            | N/A                                | N/A                                | N/A                                | N/A                                | 0                                  |
| ‡Web Site Design            | N/A                                | N/A                                | 0                                  | 0                                  | 100                                |

‡Program moved from the Business Technology Division and Science and Mathematics Division in Fall 2005  
 N/A indicates the program was not available in this academic year

**Source:** Institutional Research Graduate Follow-Up Survey

**Term Legend:**

| 2002 includes<br>graduates from: | 2003 includes<br>graduates from: | 2004 includes<br>graduates from: | 2005 includes<br>graduates from: | 2006 includes<br>graduates from: |
|----------------------------------|----------------------------------|----------------------------------|----------------------------------|----------------------------------|
| Summer 2001                      | Summer 2002                      | Summer 2003                      | Summer 2004                      | Summer 2005                      |
| Fall 2001                        | Fall 2002                        | Fall 2003                        | Fall 2004                        | Fall 2005                        |
| Spring 2002                      | Spring 2003                      | Spring 2004                      | Spring 2005                      | Spring 2006                      |

**SECTION VI - GRADUATE PLACEMENT RATE**

---

**HUMANITIES and SOCIAL SCIENCES**

| <b>Associate Degrees</b> | <b>2002<br/>Percent<br/>Placed</b> | <b>2003<br/>Percent<br/>Placed</b> | <b>2004<br/>Percent<br/>Placed</b> | <b>2005<br/>Percent<br/>Placed</b> | <b>2006<br/>Percent<br/>Placed</b> |
|--------------------------|------------------------------------|------------------------------------|------------------------------------|------------------------------------|------------------------------------|
| Associate in Arts        | 52                                 | 69                                 | 63                                 | 67                                 | 71                                 |

**Source:** Institutional Research Graduate Follow-Up Survey

**Term Legend:**

| 2002 includes<br>graduates from: | 2003 includes<br>graduates from: | 2004 includes<br>graduates from: | 2005 includes<br>graduates from: | 2006 includes<br>graduates from: |
|----------------------------------|----------------------------------|----------------------------------|----------------------------------|----------------------------------|
| Summer 2001                      | Summer 2002                      | Summer 2003                      | Summer 2004                      | Summer 2005                      |
| Fall 2001                        | Fall 2002                        | Fall 2003                        | Fall 2004                        | Fall 2005                        |
| Spring 2002                      | Spring 2003                      | Spring 2004                      | Spring 2005                      | Spring 2006                      |

**SECTION VI - GRADUATE PLACEMENT RATE**

**INDUSTRIAL and ENGINEERING TECHNOLOGY**

| Associate Degrees   | 2002<br>Percent<br>Placed | 2003<br>Percent<br>Placed | 2004<br>Percent<br>Placed | 2005<br>Percent<br>Placed | 2006<br>Percent<br>Placed |
|---|---------------------------|---------------------------|---------------------------|---------------------------|---------------------------|
| Aircraft Maintenance  | 100                       | 50                        | 50                        | 60                        | 57                        |
| Civil Engineering Technology  | 80                        | 86                        | 67                        | 100                       | 100                       |
| Electronics Engineering Technology                                      | 78                        | 57                        | 63                        | 67                        | 88                        |
| General Technology  | 70                        | 82                        | 54                        | 100                       | 0                         |
| <sup>1</sup> General Technology-<br>Air Conditioning/Refrigeration Mech | ---                       | ---                       | ---                       | 100                       | 100                       |
| <sup>1</sup> General Technology-<br>Automotive Technology               | ---                       | ---                       | ---                       | 67                        | 100                       |
| <sup>1</sup> General Technology-<br>Basic Construction Trades           | ---                       | ---                       | ---                       | 50                        | 100                       |
| General Technology-<br>Electrician: Automation/Instrumentation          | N/A                       | N/A                       | N/A                       | 0                         | 0                         |
| General Technology-<br>Electrician: Construction/Industrial             | N/A                       | N/A                       | N/A                       | 0                         | 50                        |
| <sup>1</sup> General Technology-<br>Engineering Design Graphics         | ---                       | ---                       | ---                       | 71                        | 90                        |
| <sup>1</sup> General Technology-<br>Industrial Electricity/Electronics  | ---                       | ---                       | ---                       | 100                       | 80                        |
| <sup>1</sup> General Technology-<br>Manufacturing                       | ---                       | ---                       | ---                       | 0                         | N/A                       |
| <sup>1</sup> General Technology-<br>Welding                             | ---                       | ---                       | ---                       | 0                         | 0                         |
| Horticulture Technology   | 85                        | 100                       | 56                        | 100                       | 81                        |
| Machine Tool Technology   | 100                       | 96                        | 50                        | 100                       | 87                        |
| Mechanical Engineering Technology                                       | 75                        | 100                       | 0                         | 100                       | 100                       |
| Diplomas  | 2002<br>Percent<br>Placed | 2003<br>Percent<br>Placed | 2004<br>Percent<br>Placed | 2005<br>Percent<br>Placed | 2006<br>Percent<br>Placed |
| Cosmetology   | 100                       | 100                       | 60                        | 78                        | 100                       |
| Certificates  | 2002<br>Percent<br>Placed | 2003<br>Percent<br>Placed | 2004<br>Percent<br>Placed | 2005<br>Percent<br>Placed | 2006<br>Percent<br>Placed |
| Advanced Computer Aided Design  | 0                         | N/A                       | N/A                       | N/A                       | N/A                       |
| Air Conditioning/Refrigeration Mechanic                                 | 92                        | 100                       | 53                        | 100                       | 100                       |
| Aircraft Maintenance Airframe   | N/A                       | 0                         | 100                       | 64                        | 85                        |
| Aircraft Maintenance General  | N/A                       | 0                         | 83                        | 88                        | 83                        |
| Aircraft Maintenance Powerplant   | N/A                       | 0                         | 100                       | 63                        | 75                        |
| Arc Welding   | 100                       | 100                       | N/A                       | N/A                       | N/A                       |
| Architectural Design Graphics I   | 100                       | 67                        | 67                        | 83                        | 100                       |

**SECTION VI - GRADUATE PLACEMENT RATE**

**INDUSTRIAL and ENGINEERING TECHNOLOGY continued**

| Certificates                               | 2002<br>Percent<br>Placed | 2003<br>Percent<br>Placed | 2004<br>Percent<br>Placed | 2005<br>Percent<br>Placed | 2006<br>Percent<br>Placed |
|--|---------------------------|---------------------------|---------------------------|---------------------------|---------------------------|
| Architectural Design Graphics II           | 0                         | 100                       | 50                        | 100                       | 0                         |
| Automatic Transmission Repair Specialist   | 75                        | 50                        | 0                         | 0                         | 100                       |
| Automotive Brakes and Alignment Specialist | 100                       | 75                        | 0                         | 0                         | 100                       |
| Automotive Engine Performance Specialist   | 100                       | 60                        | 0                         | 0                         | 100                       |
| Automotive Engine Repair Specialist        | 100                       | 67                        | 0                         | 100                       | 100                       |
| Automotive Servicing                       | 80                        | 89                        | 80                        | 50                        | 86                        |
| Basic Construction Trades                  | 0                         | 63                        | 80                        | 71                        | 100                       |
| Basic Electronic Journeyman I              | 0                         | 0                         | 0                         | 0                         | 0                         |
| Beginning Computer Aided Design            | 0                         | N/A                       | N/A                       | N/A                       | 100                       |
| CIM Design                                 | 0                         | N/A                       | N/A                       | N/A                       | N/A                       |
| CIM Production Automation Control          | 96                        | 92                        | 0                         | N/A                       | N/A                       |
| Computer Aided Design I                    | 96                        | 79                        | 65                        | 89                        | 91                        |
| Computer Aided Design II                   | 86                        | 71                        | 43                        | 100                       | 100                       |
| Computer Numerical Control Operations      | 0                         | 96                        | 80                        | 0                         | 100                       |
| Construction Management                    | 89                        | 42                        | 60                        | 0                         | 100                       |
| Cosmetology                                | 90                        | 83                        | 67                        | 73                        | 90                        |
| Electrician: Automated Controls            | N/A                       | N/A                       | N/A                       | 0                         | 100                       |
| Electrician: Construction                  | N/A                       | N/A                       | N/A                       | 0                         | 80                        |
| Electrician: Industrial                    | N/A                       | N/A                       | N/A                       | 0                         | 100                       |
| Electrician: Process Controls              | N/A                       | N/A                       | N/A                       | 0                         | 0                         |
| Engineering Design Graphics                | 67                        | 100                       | 75                        | 100                       | 100                       |
| Esthetics                                  | 91                        | 80                        | 71                        | 88                        | 67                        |
| Gas Arc Welding                            | 50                        | N/A                       | N/A                       | N/A                       | N/A                       |
| Golf Course Maintenance                    | 0                         | 100                       | 100                       | 50                        | 100                       |
| Industrial Electricity/Electronics         | 100                       | 94                        | 65                        | 93                        | 87                        |
| Industrial Maintenance                     | 0                         | 50                        | 100                       | 100                       | 0                         |
| Industrial Mechanic                        | 0                         | 0                         | 100                       | 100                       | 100                       |
| Land Development Technology                | 100                       | 0                         | 0                         | 100                       | 0                         |
| Landscape Design                           | 86                        | 100                       | 50                        | 100                       | 86                        |
| Landscape Management                       | 100                       | 100                       | 40                        | 0                         | 100                       |
| Machine Tool Technology                    | 100                       | 80                        | 100                       | 100                       | 0                         |

**SECTION VI - GRADUATE PLACEMENT RATE**

**INDUSTRIAL and ENGINEERING TECHNOLOGY continued**

| <b>Certificates</b>  | <b>2002<br/>Percent<br/>Placed</b> | <b>2003<br/>Percent<br/>Placed</b> | <b>2004<br/>Percent<br/>Placed</b> | <b>2005<br/>Percent<br/>Placed</b> | <b>2006<br/>Percent<br/>Placed</b> |
|--|------------------------------------|------------------------------------|------------------------------------|------------------------------------|------------------------------------|
| Nail Technology  | 69                                 | 100                                | 70                                 | 85                                 | 92                                 |
| Pipe Welding   | 0                                  | N/A                                | N/A                                | N/A                                | N/A                                |
| Surveying  | 100                                | 100                                | 67                                 | 100                                | 100                                |
| Transfer Engineering:<br>Chemical Engineering-USC            | 0                                  | 0                                  | 0                                  | 0                                  | 0                                  |
| Transfer Engineering:<br>Civil Engineering-The Citadel       | 0                                  | 0                                  | 0                                  | 0                                  | 100                                |
| Transfer Engineering:<br>Civil/Mechanical Engineering-USC    | 0                                  | 0                                  | 0                                  | 0                                  | 0                                  |
| Transfer Engineering:<br>Electrical/Computer Engineering-USC | 0                                  | 0                                  | 0                                  | 0                                  | 0                                  |
| Transfer Engineering:<br>Electrical Engineering-The Citadel  | 100                                | 33                                 | 100                                | 50                                 | 100                                |
| Transmission Repair Specialist                               | 0                                  | N/A                                | N/A                                | N/A                                | N/A                                |
| Welding  | 1                                  | N/A                                | N/A                                | N/A                                | N/A                                |
| Welding Combination  | 0                                  | 100                                | 71                                 | N/A                                | N/A                                |
| Welding Gas Metal & Flux Cored Arc                           | 0                                  | 100                                | 100                                | 100                                | 86                                 |
| Welding Gas Metal & Flux Cored Arc<br>Advanced               | 0                                  | 100                                | 0                                  | 0                                  | 0                                  |
| Welding Gas Tungsten Arc                                     | 0                                  | 50                                 | 100                                | 100                                | 100                                |
| Welding Gas Tungsten Arc Advanced                            | 0                                  | 100                                | 0                                  | 100                                | 0                                  |
| Welding Shielded Metal Arc                                   | 50                                 | 100                                | 100                                | 100                                | 100                                |
| Welding Shielded Metal Arc Advanced                          | 0                                  | 100                                | 0                                  | 100                                | 0                                  |
| Woodworking  | 0                                  | 0                                  | 0                                  | 0                                  | 0                                  |

<sup>1</sup>Reported under General Technology prior to 2005

N/A indicates the program was not available in this academic year

**Source:** Institutional Research Graduate Follow-Up Survey

**Term Legend:**

|                                  |                                  |                                  |                                  |                                  |
|----------------------------------|----------------------------------|----------------------------------|----------------------------------|----------------------------------|
| 2002 includes<br>graduates from: | 2003 includes<br>graduates from: | 2004 includes<br>graduates from: | 2005 includes<br>graduates from: | 2006 includes<br>graduates from: |
| Summer 2001                      | Summer 2002                      | Summer 2003                      | Summer 2004                      | Summer 2005                      |
| Fall 2001                        | Fall 2002                        | Fall 2003                        | Fall 2004                        | Fall 2005                        |
| Spring 2002                      | Spring 2003                      | Spring 2004                      | Spring 2005                      | Spring 2006                      |

**SECTION VI - GRADUATE PLACEMENT RATE**

**LAW-RELATED STUDIES**

| <b>Associate Degrees</b>          | <b>2002<br/>Percent<br/>Placed</b> | <b>2003<br/>Percent<br/>Placed</b> | <b>2004<br/>Percent<br/>Placed</b> | <b>2005<br/>Percent<br/>Placed</b> | <b>2006<br/>Percent<br/>Placed</b> |
|-----------------------------------|------------------------------------|------------------------------------|------------------------------------|------------------------------------|------------------------------------|
| Criminal Justice                  | 73                                 | 75                                 | 80                                 | 82                                 | 86                                 |
| *Paralegal                        | 70                                 | 64                                 | 67                                 | 80                                 | 72                                 |
| <b>Certificates</b>               | <b>2002<br/>Percent<br/>Placed</b> | <b>2003<br/>Percent<br/>Placed</b> | <b>2004<br/>Percent<br/>Placed</b> | <b>2005<br/>Percent<br/>Placed</b> | <b>2006<br/>Percent<br/>Placed</b> |
| Criminal Justice: Corrections     | 100                                | 80                                 | 67                                 | 71                                 | 78                                 |
| Criminal Justice: Law Enforcement | 100                                | 100                                | 100                                | 60                                 | 77                                 |
| Forensic Science                  | 0                                  | 0                                  | 67                                 | 75                                 | 0                                  |
| Paralegal                         | 94                                 | 73                                 | 64                                 | 89                                 | 73                                 |

\*Paralegal was Legal Assistant prior to July 2005

**Source:** State Board for Technical and Comprehensive Education (SBTCE); Institutional Research Graduate Follow-Up Survey

**NURSING**

| <b>Associate Degrees</b> | <b>2002<br/>Percent<br/>Placed</b> | <b>2003<br/>Percent<br/>Placed</b> | <b>2004<br/>Percent<br/>Placed</b> | <b>2005<br/>Percent<br/>Placed</b> | <b>2006<br/>Percent<br/>Placed</b> |
|--------------------------|------------------------------------|------------------------------------|------------------------------------|------------------------------------|------------------------------------|
| Nursing - ADN            | 76                                 | 76                                 | 74                                 | 90                                 | 85                                 |
| <b>Diplomas</b>          | <b>2002<br/>Percent<br/>Placed</b> | <b>2003<br/>Percent<br/>Placed</b> | <b>2004<br/>Percent<br/>Placed</b> | <b>2005<br/>Percent<br/>Placed</b> | <b>2006<br/>Percent<br/>Placed</b> |
| Practical Nursing        | 74                                 | 96                                 | 86                                 | 90                                 | 88                                 |
| <b>Certificates</b>      | <b>2002<br/>Percent<br/>Placed</b> | <b>2003<br/>Percent<br/>Placed</b> | <b>2004<br/>Percent<br/>Placed</b> | <b>2005<br/>Percent<br/>Placed</b> | <b>2006<br/>Percent<br/>Placed</b> |
| Nursing Assistant        | 100                                | 67                                 | 67                                 | 75                                 | 100                                |
| Pre-Nursing              | 92                                 | 73                                 | 73                                 | 86                                 | 82                                 |

**Source:** Institutional Research Graduate Follow-Up Survey

**Term Legend:**

|                               |                               |                               |                               |                               |
|-------------------------------|-------------------------------|-------------------------------|-------------------------------|-------------------------------|
| 2002 includes graduates from: | 2003 includes graduates from: | 2004 includes graduates from: | 2005 includes graduates from: | 2006 includes graduates from: |
| Summer 2001                   | Summer 2002                   | Summer 2003                   | Summer 2004                   | Summer 2005                   |
| Fall 2001                     | Fall 2002                     | Fall 2003                     | Fall 2004                     | Fall 2005                     |
| Spring 2002                   | Spring 2003                   | Spring 2004                   | Spring 2005                   | Spring 2006                   |

**SECTION VI - GRADUATE PLACEMENT RATE**

**SCIENCE and MATHEMATICS**

| <b>Associate Degrees</b>                                 | <b>2002<br/>Percent<br/>Placed</b> | <b>2003<br/>Percent<br/>Placed</b> | <b>2004<br/>Percent<br/>Placed</b> | <b>2005<br/>Percent<br/>Placed</b> | <b>2006<br/>Percent<br/>Placed</b> |
|--|------------------------------------|------------------------------------|------------------------------------|------------------------------------|------------------------------------|
| Associate in Science                                     | 58                                 | 70                                 | 60                                 | 68                                 | 74                                 |
| <sup>1</sup> General Technology-Environmental Technology | ---                                | ---                                | ---                                | 67                                 | 100                                |
| <sup>‡</sup> Radio TV Broadcasting                       | 100                                | 73                                 | 25                                 | 63                                 | ---                                |
| <b>Certificates</b>                                      | <b>2002<br/>Percent<br/>Placed</b> | <b>2003<br/>Percent<br/>Placed</b> | <b>2004<br/>Percent<br/>Placed</b> | <b>2005<br/>Percent<br/>Placed</b> | <b>2006<br/>Percent<br/>Placed</b> |
| Environmental Technology                                 | 100                                | 50                                 | 33                                 | 75                                 | 0                                  |
| <sup>‡</sup> Film Design                                 | 0                                  | 100                                | 100                                | 67                                 | ---                                |
| <sup>‡</sup> Film Equipment                              | 0                                  | 100                                | 50                                 | 100                                | ---                                |
| <sup>‡</sup> Film Production                             | 100                                | 100                                | 0                                  | 67                                 | ---                                |
| <sup>‡</sup> Filmmaking                                  | 0                                  | 100                                | 0                                  | 100                                | ---                                |
| <sup>‡</sup> Non-Linear Film Editing                     | 0                                  | 0                                  | 0                                  | 67                                 | ---                                |

<sup>1</sup>Reported under General Technology in Industrial and Engineering Technology Division prior to 2005

<sup>‡</sup>Program moved to the Division of Film, Media and Visual Arts effective Fall 2005

**Source:** Institutional Research Graduate Follow-Up Survey

**Term Legend:**

| 2002 includes<br>graduates from: | 2003 includes<br>graduates from: | 2004 includes<br>graduates from: | 2005 includes<br>graduates from: | 2006 includes<br>graduates from: |
|----------------------------------|----------------------------------|----------------------------------|----------------------------------|----------------------------------|
| Summer 2001                      | Summer 2002                      | Summer 2003                      | Summer 2004                      | Summer 2005                      |
| Fall 2001                        | Fall 2002                        | Fall 2003                        | Fall 2004                        | Fall 2005                        |
| Spring 2002                      | Spring 2003                      | Spring 2004                      | Spring 2005                      | Spring 2006                      |

**OVERALL GRADUATE PLACEMENT RATE**

| <b>All Programs</b> | <b>2002</b> | <b>2003</b> | <b>2004</b> | <b>2005</b> | <b>2006</b> |
|---------------------|-------------|-------------|-------------|-------------|-------------|
| SBTCE               | 75%         | 75%         | 66%         | 78%         | 85%         |
| TTC                 | 70%         | 82%         | 66%         | 78%         | 86%         |

Note: Placements are based upon the total number of graduates available for employment or attending college. Graduates who are active military, full-time homemakers, retired persons or not seeking employment are excluded.

**Source:** State Board for Technical and Comprehensive Education (SBTCE); Institutional Research Graduate Follow-Up Survey

**SECTION VII - FINANCIAL AID**

**SUMMARY of AWARDS by NUMBER of STUDENTS**

| <b>Program Name</b>                          | <b>2001-02</b> | <b>2002-03</b> | <b>2003-04</b> | <b>2004-05</b> | <b>2005-06</b> |
|--|----------------|----------------|----------------|----------------|----------------|
| Federal Work-Study                           | 112            | 64             | 185            | 198            | 231            |
| Guaranteed Student Loans                     | 4,242          | 6,668          | 6,287          | 7,163          | 7,887          |
| Institutional Work-Study                     | 191            | 201            | 202            | 174            | 163            |
| LIFE   | 352            | 280            | 254            | 226            | 520            |
| Lottery                                      | 0              | 5,586          | 6,613          | 6,933          | 6,544          |
| Pell Grants                                  | 3,898          | 5,831          | 5,805          | 5,680          | 5,131          |
| Scholarships-<br>External/Internal           | 416            | 609            | 468            | 729            | 469            |
| South Carolina Needs<br>Based Grants         | 544            | 764            | 1,303          | 1,013          | 881            |
| Supplemental Education<br>Opportunity Grants | 689            | 826            | 755            | 657            | 522            |
| Supplemental/Plus Loans                      | 24             | 24             | 21             | 39             | 27             |
| <b>Total</b>                                 | <b>10,468</b>  | <b>20,853</b>  | <b>21,893</b>  | <b>22,812</b>  | <b>22,375</b>  |

**AMOUNT of AWARDS**

| <b>Program Name</b>                          | <b>2001-02</b>       | <b>2002-03</b>       | <b>2003-04</b>       | <b>2004-05</b>       | <b>2005-06</b>       |
|--|----------------------|----------------------|----------------------|----------------------|----------------------|
| Federal Work-Study                           | \$ 257,082           | \$ 389,230           | \$ 322,585           | \$ 360,332           | \$ 362,647           |
| Guaranteed Student Loans                     | \$ 7,428,550         | \$ 5,894,339         | \$ 11,222,463        | \$ 13,373,362        | \$ 18,909,156        |
| Institutional Work-Study                     | \$ 378,397           | \$ 397,497           | \$ 412,245           | \$ 345,912           | \$ 281,564           |
| LIFE   | \$ 486,944           | \$ 513,761           | \$ 590,096           | \$ 556,220           | \$ 709,063           |
| Lottery                                      | \$ -                 | \$ 5,746,837         | \$ 6,928,324         | \$ 7,413,621         | \$ 7,552,449         |
| Pell Grants                                  | \$ 6,365,275         | \$ 12,575,517        | \$ 12,503,998        | \$ 12,260,369        | \$ 10,918,774        |
| Scholarships-<br>External/Internal           | \$ 276,674           | \$ 395,210           | \$ 404,219           | \$ 454,991           | \$ 332,745           |
| South Carolina Needs<br>Based Grants         | \$ 400,709           | \$ 586,225           | \$ 746,897           | \$ 1,111,516         | \$ 1,195,302         |
| Supplemental Education<br>Opportunity Grants | \$ 261,025           | \$ 359,941           | \$ 299,850           | \$ 256,812           | \$ 354,236           |
| Supplemental/Plus Loans                      | \$ 68,058            | \$ 60,401            | \$ 98,849            | \$ 100,127           | \$ 77,939            |
| <b>Total</b>                                 | <b>\$ 15,922,714</b> | <b>\$ 26,918,958</b> | <b>\$ 33,529,526</b> | <b>\$ 36,233,262</b> | <b>\$ 40,693,875</b> |

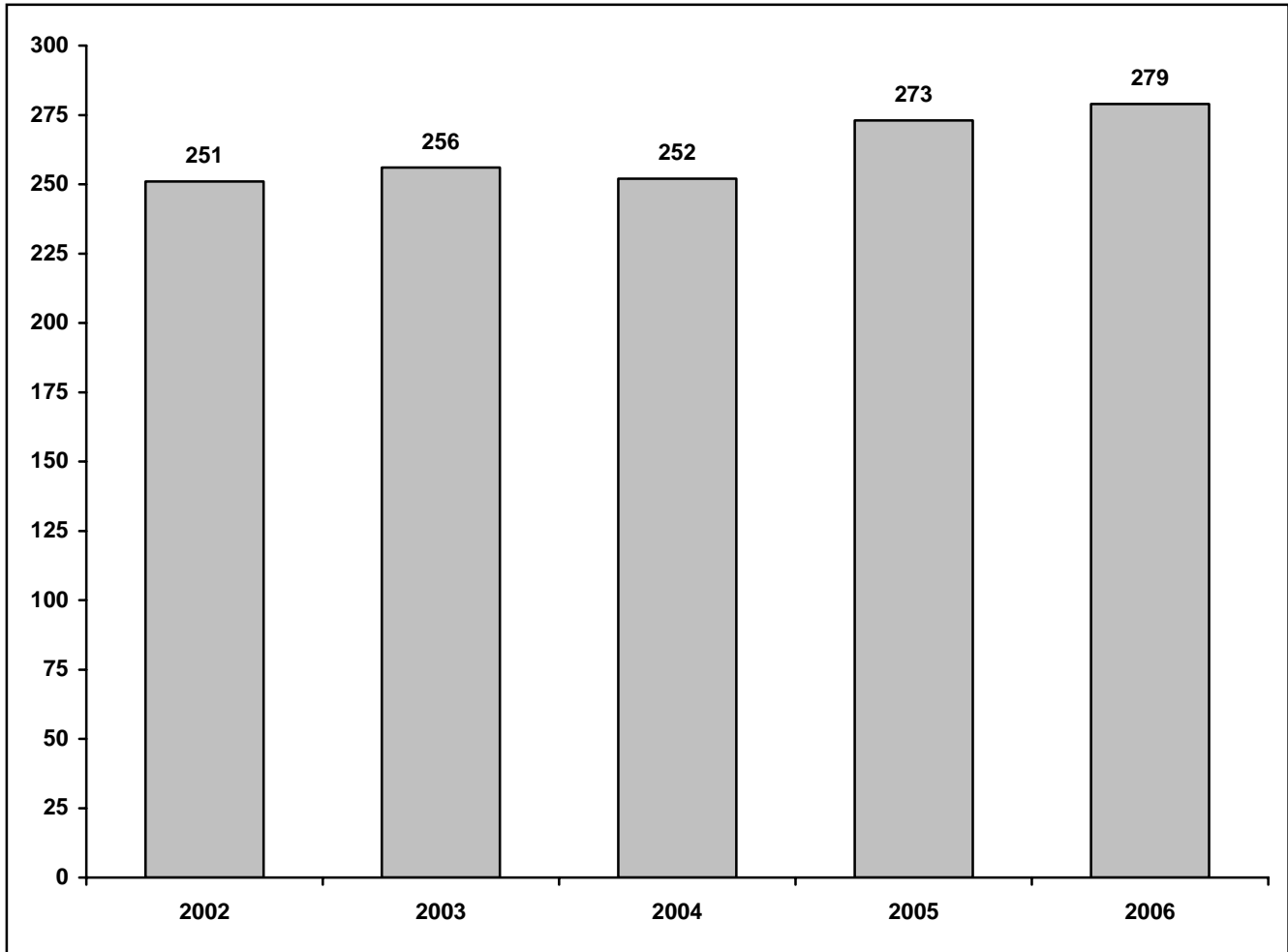
Note: Based on nine months. Some students received multiple awards.

**Source:** Office of Finance and Administration

SECTION VIII - FACULTY AND STAFF

---

<sup>1</sup>FULL-TIME FACULTY – FALL 2002-2006



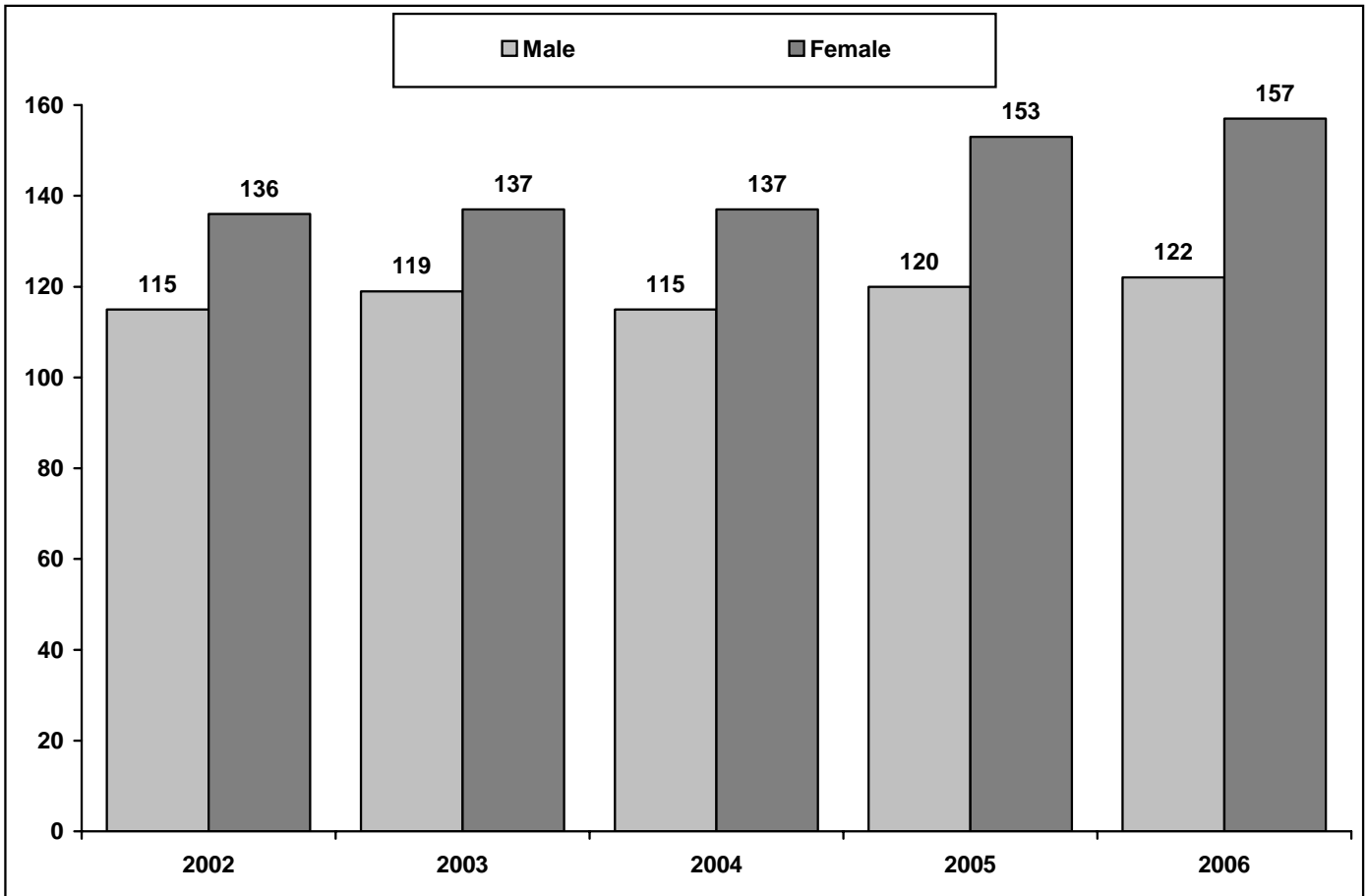
<sup>1</sup>Includes deans and librarians

**Source:** Office of Human Resources

SECTION VIII - FACULTY AND STAFF

---

<sup>1</sup>FULL-TIME FACULTY by GENDER – FALL 2002-2006



<sup>1</sup>Includes deans and librarians

**Source:** Office of Human Resources

**SECTION VIII - FACULTY AND STAFF**

**<sup>1</sup>HIGHEST DEGREE of FULL-TIME FACULTY by DIVISION – FALL 2006**

| <b>Division of Academic Affairs</b>                              | <b>Doctorate</b> | <b>Master's &amp; Specialists</b> | <b>Bachelor's</b> | <b>Other</b> | <b>Total</b> |
|--|------------------|-----------------------------------|-------------------|--------------|--------------|
| Allied Health Sciences   | 3                | 15                                | 4                 | 1            | 23           |
| Berkeley Campus  | 0                | 1                                 | 0                 | 0            | 1            |
| Business Technology  | 3                | 27                                | 2                 | 0            | 32           |
| Community, Family and Child Studies                              | 1                | 5                                 | 0                 | 0            | 6            |
| Culinary Institute of Charleston                                 | 1                | 6                                 | 4                 | 2            | 13           |
| Distance Learning and Broadcast Services                         | 1                | 2                                 | 0                 | 0            | 3            |
| Film, Media and Visual Arts                                      | 0                | 9                                 | 2                 | 0            | 11           |
| High School Programs   | 0                | 1                                 | 0                 | 0            | 1            |
| Humanities and Social Sciences                                   | 23               | 29                                | 0                 | 0            | 52           |
| Industrial and Engineering Technology                            | 1                | 12                                | 9                 | 6            | 28           |
| Law-Related Studies  | 4                | 2                                 | 0                 | 0            | 6            |
| Learning Resources   | 0                | 9                                 | 0                 | 0            | 9            |
| Nursing  | 1                | 24                                | 0                 | 0            | 25           |
| Science and Mathematics  | 11               | 31                                | 0                 | 0            | 42           |
| The Learning Center  | 0                | 15                                | 3                 | 0            | 18           |
| <b>Total</b>   | <b>49</b>        | <b>188</b>                        | <b>24</b>         | <b>9</b>     | <b>270</b>   |
| <b>Division of Advancement</b>                                   | <b>Doctorate</b> | <b>Master's &amp; Specialists</b> | <b>Bachelor's</b> | <b>Other</b> | <b>Total</b> |
| Enrollment and Retention   | 0                | 0                                 | 0                 | 1            | 1            |
| <b>Division of Continuing Education and Economic Development</b> | <b>Doctorate</b> | <b>Master's &amp; Specialists</b> | <b>Bachelor's</b> | <b>Other</b> | <b>Total</b> |
| Continuing Education   | 0                | 2                                 | 1                 | 2            | 5            |
| <b>Division of Information Technology</b>                        | <b>Doctorate</b> | <b>Master's &amp; Specialists</b> | <b>Bachelor's</b> | <b>Other</b> | <b>Total</b> |
| Information Technology Training Center                           | 0                | 2                                 | 0                 | 0            | 2            |
| <b>President's Office</b>  | <b>Doctorate</b> | <b>Master's &amp; Specialists</b> | <b>Bachelor's</b> | <b>Other</b> | <b>Total</b> |
| Planning and Accreditation                                       | 0                | 1                                 | 0                 | 0            | 1            |

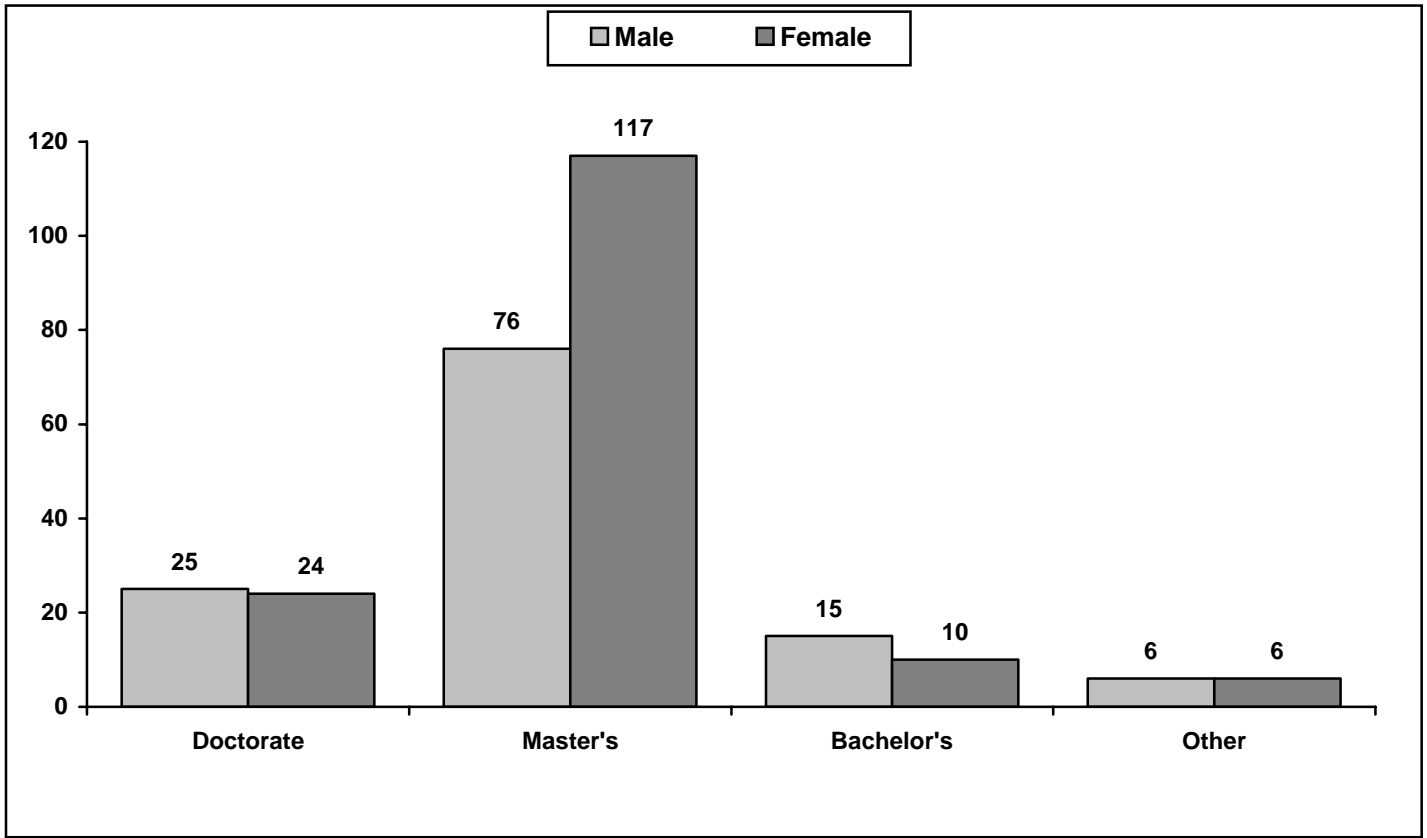
<sup>1</sup>Includes deans and librarians

**Source:** Office of Institutional Research

SECTION VIII - FACULTY AND STAFF

---

<sup>1</sup>HIGHEST DEGREES of FULL-TIME FACULTY by GENDER – FALL 2006



<sup>1</sup>Includes deans and librarians

**Source:** Office of Institutional Research

**SECTION VIII - FACULTY AND STAFF**

**<sup>1</sup>AVERAGE TEACHING and WORKING EXPERIENCE of FULL-TIME FACULTY by DIVISION  
FALL 2006**

| Division of Academic Affairs                              | Teaching Experience |          | Working Experience |          | Total Experience |          |
|---|---------------------|----------|--------------------|----------|------------------|----------|
|   | Years               | Months   | Years              | Months   | Years            | Months   |
| Allied Health Sciences                                    | 12                  | 0        | 12                 | 5        | 24               | 6        |
| Berkeley Campus   | 31                  | 1        | 4                  | 9        | 39               | 10       |
| Business Technology                                       | 12                  | 10       | 12                 | 2        | 25               | 0        |
| Community, Family and Child Studies                       | 12                  | 0        | 7                  | 5        | 19               | 5        |
| Culinary Institute of Charleston                          | 10                  | 1        | 11                 | 5        | 21               | 7        |
| Distance Learning and Broadcast Services                  | 14                  | 5        | 9                  | 2        | 23               | 7        |
| Film, Media and Visual Arts                               | 10                  | 2        | 11                 | 4        | 21               | 6        |
| High School Programs                                      | 20                  | 10       | 0                  | 11       | 21               | 9        |
| Humanities and Social Sciences                            | 15                  | 11       | 3                  | 6        | 19               | 5        |
| Industrial and Engineering Technology                     | 13                  | 5        | 14                 | 9        | 28               | 2        |
| Law-Related Studies                                       | 11                  | 5        | 15                 | 11       | 27               | 4        |
| Learning Resources  | 6                   | 3        | 18                 | 5        | 24               | 8        |
| Nursing   | 9                   | 6        | 11                 | 9        | 21               | 3        |
| Science and Mathematics                                   | 16                  | 9        | 3                  | 10       | 20               | 8        |
| The Learning Center                                       | 17                  | 6        | 2                  | 9        | 20               | 3        |
| Division of Advancement                                   | Teaching Experience |          | Working Experience |          | Total Experience |          |
|   | Years               | Months   | Years              | Months   | Years            | Months   |
| Enrollment and Retention                                  | 11                  | 2        | 20                 | 8        | 31               | 10       |
| Division of Continuing Education and Economic Development | Teaching Experience |          | Working Experience |          | Total Experience |          |
|   | Years               | Months   | Years              | Months   | Years            | Months   |
| Continuing Education                                      | 10                  | 6        | 13                 | 8        | 24               | 2        |
| Division of Information Technology                        | Teaching Experience |          | Working Experience |          | Total Experience |          |
|   | Years               | Months   | Years              | Months   | Years            | Months   |
| Information Technology Training Center                    | 7                   | 1        | 10                 | 9        | 17               | 10       |
| President's Office  | Teaching Experience |          | Working Experience |          | Total Experience |          |
|   | Years               | Months   | Years              | Months   | Years            | Months   |
| Planning and Accreditation                                | 4                   | 11       | 15                 | 4        | 20               | 3        |
| <b>TTC AVERAGE</b>  | <b>13</b>           | <b>6</b> | <b>9</b>           | <b>0</b> | <b>22</b>        | <b>6</b> |

<sup>1</sup>Includes deans and librarians

Source: Office of Human Resources

**SECTION VIII - FACULTY AND STAFF**

**FACULTY and STAFF FULL-TIME EMPLOYMENT  
by EEO CATEGORY, GENDER and ETHNIC ORIGIN – FALL 2006**

| EEO Category                   | Male       |            | Female     |            | African-American |            | Caucasian  |            | Other     |           | Total      |             |
|--------------------------------|------------|------------|------------|------------|------------------|------------|------------|------------|-----------|-----------|------------|-------------|
|                                | No.        | Percent    | No.        | Percent    | No.              | Percent    | No.        | Percent    | No.       | Percent   | No.        | Percent     |
| Clerical                       | 3          | 0%         | 41         | 7%         | 20               | 3%         | 24         | 4%         | 0         | 0%        | 44         | 7%          |
| Executive                      | 4          | 1%         | 6          | 1%         | 1                | 0%         | 9          | 1%         | 0         | 0%        | 10         | 2%          |
| Faculty                        | 122        | 20%        | 157        | 26%        | 25               | 4%         | 251        | 41%        | 3         | 0%        | 279        | 46%         |
| Professional                   | 44         | 7%         | 96         | 16%        | 45               | 7%         | 93         | 15%        | 2         | 0%        | 140        | 23%         |
| Protective Services            | 16         | 3%         | 3          | 0%         | 8                | 1%         | 11         | 2%         | 0         | 0%        | 19         | 3%          |
| Skilled/<br>Maintenance        | 23         | 4%         | 8          | 1%         | 7                | 1%         | 22         | 4%         | 2         | 0%        | 31         | 5%          |
| Technical/<br>Paraprofessional | 30         | 5%         | 59         | 10%        | 21               | 3%         | 61         | 10%        | 7         | 1%        | 89         | 15%         |
| <b>Total</b>                   | <b>242</b> | <b>40%</b> | <b>370</b> | <b>60%</b> | <b>127</b>       | <b>21%</b> | <b>471</b> | <b>77%</b> | <b>14</b> | <b>2%</b> | <b>612</b> | <b>100%</b> |

**Source:** Integrated Postsecondary Education Data System (IPEDS)

**AVERAGE NINE-MONTH FULL-TIME FACULTY SALARIES 2002-2006**

|  | 2002-03   | 2003-04   | 2004-05   | 2005-06   | 2006-07   |
|--|-----------|-----------|-----------|-----------|-----------|
| Trident Technical College                                    | \$ 41,080 | \$ 40,588 | \$ 42,057 | \$ 43,767 | \$ 44,742 |
| S.C. Technical College System                                | \$ 39,774 | \$ 40,135 | \$ 41,667 | \$ 43,062 | \$ 44,387 |
| Southern Regional Education Board<br>(two-year institutions) | \$ 43,502 | \$ 43,848 | \$ 45,248 | \$ 46,732 | N/A       |

N/A indicates the data was not available in this academic year

**Source:** SC Technical College System Fact Book

## **SECTION IX - CONTINUING EDUCATION AND ECONOMIC DEVELOPMENT**

---

### **Introduction**

The Division of Continuing Education and Economic Development promotes economic development through a variety of training opportunities, including licensure and certification, career renewal and enhancement, and customized programs. The Division also provides consulting services to improve the competitiveness and quality of area businesses and industries. To capture the interests of youth and adults, the Division offers diverse and creative experiences for lifelong learning.

Continuing Education courses are held days, evenings and weekends on all three TTC campuses, at various sites throughout the area and online via the Internet. The Division awards Continuing Education Units (CEUs) to students who successfully complete qualifying courses. The CEU is a nationally recognized and accepted measure of successful completion of professional training. One CEU is awarded for each 10 contact hours of instruction completed. A cumulative record of CEUs earned is retained at the College and is available on request. Certificates of Achievement are awarded for successful completion of most courses. Only Satisfactory or Unsatisfactory grades are recorded for Continuing Education.

The Division delivers its programs and services through three training departments: Career, Personal and Professional Development; Health, Human Services, Environmental and Safety; and Manufacturing, Industrial and Construction Trades.

### **Career, Personal and Professional Development Department**

The Department offers training through short courses, licensures, certifications, and web-based courses. The Department specializes in computer and information systems training, as well as offers a variety of professional and organizational development courses. The Department also provides Summer Camps for students in grades 1-12 and diverse adult learning opportunities for personal enrichment.

### **Health, Human Services, Environmental and Safety Department**

This Department offers training for workers in unlicensed healthcare occupations or certification or recertification in the environmental and regulatory fields. The Department also provides legal, law enforcement and horticulture non-credit programs and courses. A combination of classroom, laboratory and clinical experiences are used in all programs to achieve stated objectives.

### **Manufacturing, Industrial and Construction Trades Department**

This department provides companies with industrial training and apprenticeship programs, skills assessment programs, as well as prepare individual workers in construction and other trades for various licensure examinations. The Department also assists manufacturing companies to apply to the SC Department of Commerce (SCDOC) for Enterprise Zone Act (EZA) training plan approval.

**SECTION IX - CONTINUING EDUCATION AND ECONOMIC DEVELOPMENT**

**PUBLIC COURSES 2002-2006**

| Public Courses                     | 2002       |               | 2003       |               | 2004       |               | 2005       |               | 2006       |               |
|------------------------------------|------------|---------------|------------|---------------|------------|---------------|------------|---------------|------------|---------------|
|                                    | Head-count | Contact Hours | Head-count | Contact Hours | Head-count | Contact Hours | Head-count | Contact Hours | Head-count | Contact Hours |
| <b>Architects and Engineers</b>    |            |               |            |               |            |               |            |               |            |               |
|                                    | N/A        | N/A           | 64         | 2,720         | 119        | 2,507         | 74         | 697           | 11         | 280           |
| <b>Computer Technology</b>         |            |               |            |               |            |               |            |               |            |               |
| Computer-Aided Design              | 17         | 2,825         | 115        | 3,505         | 117        | 3,010         | 142        | 3,512         | 167        | 4,866         |
| Computer Hardware                  | 141        | 4,545         | 70         | 3,517         | 71         | 1,879         | 80         | 2,189         | 137        | 4,098         |
| Software Applications              | 814        | 7,654         | 823        | 6,440         | 968        | 6,957         | 1,113      | 7,491         | 1,123      | 6,767         |
| Other                              | 17         | 1,396         | 102        | 1,386         | 98         | 1,399         | 37         | 503           | 39         | 345           |
| <b>Construction and Trades</b>     |            |               |            |               |            |               |            |               |            |               |
|                                    | 69         | 12,133        | 691        | 13,961        | 778        | 16,359        | 649        | 15,856        | 725        | 18,266        |
| <b>Court Reporting</b>             |            |               |            |               |            |               |            |               |            |               |
|                                    | N/A        | N/A           | N/A        | N/A           | N/A        | N/A           | N/A        | N/A           | 94         | 3,384         |
| <b>Culinary</b>                    |            |               |            |               |            |               |            |               |            |               |
|                                    | 35         | 88            | 77         | 232           | 85         | 492           | 245        | 1,772         | 532        | 2,283         |
| <b>Environmental Compliance</b>    |            |               |            |               |            |               |            |               |            |               |
| Asbestos and Lead                  | N/A        | N/A           | N/A        | N/A           | N/A        | N/A           | N/A        | N/A           | 194        | 1,577         |
| Water                              | 112        | 938           | 105        | 967           | 118        | 1,423         | 109        | 1,032         | 105        | 683           |
| <b>Health Care</b>                 |            |               |            |               |            |               |            |               |            |               |
| Certified Nurse Aide (CNA)         | N/A        | N/A           | 105        | 5,250         | 516        | 25,800        | 432        | 21,600        | 588        | 29,400        |
| Coding Specialist                  | 689        | 1,647         | 599        | 15,051        | 360        | 8,812         | 113        | 2,984         | 5          | 450           |
| Emergency Medical Technician (EMT) | 181        | 23,339        | 254        | 30,362        | 255        | 32,046        | 170        | 21,877        | 259        | 32,744        |
| Medical Transcriptionist           | 62         | 2,238         | 47         | 1,725         | 42         | 1,602         | N/A        | N/A           | N/A        | N/A           |
| Other                              | 1,313      | 27,726        | 871        | 9,466         | 735        | 12,594        | 600        | 15,629        | 1,081      | 35,537        |

**SECTION IX - CONTINUING EDUCATION AND ECONOMIC DEVELOPMENT**

**PUBLIC COURSES 2002–2006 continued**

| Public Courses   | 2002       |               | 2003       |               | 2004       |               | 2005       |               | 2006       |               |
|--|------------|---------------|------------|---------------|------------|---------------|------------|---------------|------------|---------------|
|  | Head-count | Contact Hours | Head-count | Contact Hours | Head-count | Contact Hours | Head-count | Contact Hours | Head-count | Contact Hours |
| <b>Health Care Online</b>  |            |               |            |               |            |               |            |               |            |               |
| Online Health Care Courses   | 500        | 12,700        | 533        | 16,540        | 645        | 25,696        | 758        | 32,028        | 807        | 36,683        |
| <b>Horticulture</b>  |            |               |            |               |            |               |            |               |            |               |
|  | 122        | 2,792         | 220        | 1,601         | 355        | 1,810         | 182        | 779           | 272        | 1,541         |
| <b>Industrial Trades and Manufacturing</b>                         |            |               |            |               |            |               |            |               |            |               |
| Lean Manufacturing   | 68         | 32            | 9          | 27            | 31         | 93            | 15         | 45            | 30         | 299           |
| Maintenance  | 9          | 198           | 11         | 275           | 16         | 248           | 25         | 904           | 22         | 509           |
| Operations   | 57         | 126           | 13         | 344           | 11         | 320           | 27         | 864           | 45         | 1,440         |
| Welding  | 67         | 1,788         | 85         | 2,660         | 78         | 2,686         | 83         | 2,580         | 64         | 1,688         |
| <b>Insurance</b>   |            |               |            |               |            |               |            |               |            |               |
|  | 1,143      | 13,271        | 30         | 1,200         | N/A        | N/A           | N/A        | N/A           | N/A        | N/A           |
| <b>Interior and Floral Design</b>                                  |            |               |            |               |            |               |            |               |            |               |
|  | 35         | 7,986         | 461        | 9,542         | 455        | 9,800         | 385        | 7,685         | 428        | 9,042         |
| <b>Languages</b>   |            |               |            |               |            |               |            |               |            |               |
|  | 177        | 3,696         | 234        | 4,835         | 158        | 3,235         | 162        | 3,023         | 158        | 3,122         |
| <b>Legal and Law Enforcement</b>                                   |            |               |            |               |            |               |            |               |            |               |
|  | 43         | 738           | 84         | 2,304         | 147        | 1,968         | 90         | 1,304         | 147        | 2,211         |
| <b>Occupational Health and Safety and OSHA Compliance Programs</b> |            |               |            |               |            |               |            |               |            |               |
| EPA and DOT  | 41         | 328           | 77         | 616           | 54         | 432           | 65         | 520           | 64         | 512           |
| Regulatory   | 197        | 3,876         | 316        | 3,676         | 223        | 4,164         | 159        | 3,172         | 157        | 2,742         |

**SECTION IX - CONTINUING EDUCATION AND ECONOMIC DEVELOPMENT**

**PUBLIC COURSES 2002–2006 continued**

| Public Courses                                   | 2002         |                | 2003          |                | 2004          |                | 2005          |                | 2006          |                |
|--|--------------|----------------|---------------|----------------|---------------|----------------|---------------|----------------|---------------|----------------|
|  | Head-count   | Contact Hours  | Head-count    | Contact Hours  | Head-count    | Contact Hours  | Head-count    | Contact Hours  | Head-count    | Contact Hours  |
| <b>Orgazational Development</b>                  |              |                |               |                |               |                |               |                |               |                |
| Human Resources                                  | 58           | 1,622          | 81            | 1,921          | 47            | 1,302          | 96            | 1,632          | 96            | 1,476          |
| Management and Leadership                        | 229          | 2,471          | 285           | 1,770          | 219           | 1,492          | 363           | 2,380          | 246           | 1,486          |
| Other  | 114          | 534            | 112           | 618            | 161           | 996            | 289           | 3,541          | 195           | 6,737          |
| <b>Personal Enrichment</b>                       |              |                |               |                |               |                |               |                |               |                |
| Defensive Driving                                | 951          | 9,712          | 1,016         | 8,128          | 1,017         | 8,136          | 742           | 5,936          | 754           | 6,032          |
| Kids Camp  | N/A          | N/A            | 136           | 2,088          | 227           | 4,336          | 249           | 4,125          | 344           | 4,916          |
| Motorcycle Safety                                | 419          | 896            | 717           | 9,288          | 672           | 8,784          | 567           | 8,200          | 525           | 8,204          |
| Other  | 211          | 139            | 243           | 2,696          | 216           | 2,933          | 188           | 1,823          | 133           | 1,078          |
| <b>Purchasing, Auditing and Quality Training</b> |              |                |               |                |               |                |               |                |               |                |
|  | 9            | 2,541          | 72            | 2,082          | 49            | 1,133          | 54            | 1,189          | 44            | 625            |
| <b>Real Estate</b>                               |              |                |               |                |               |                |               |                |               |                |
|  | 722          | 28,914         | 115           | 3,505          | 700           | 33,028         | 726           | 33,278         | 556           | 23,045         |
| <b>Small Business</b>                            |              |                |               |                |               |                |               |                |               |                |
|  | 174          | 2,379          | 823           | 6,440          | 286           | 4,043          | 125           | 1,711          | 96            | 1,346          |
| <b>Test Preparation</b>                          |              |                |               |                |               |                |               |                |               |                |
|  | 599          | 22,682         | 642           | 27,752         | 127           | 1,617          | 82            | 1,107          | 39            | 351            |
| <b>Other</b>                                     |              |                |               |                |               |                |               |                |               |                |
| <sup>1</sup> Online Courses                      | 232          | 5,315          | 456           | 15,226         | 862           | 21,604         | 1,487         | 43,585         | 1,328         | 48,542         |
| <b>Total Public Courses</b>                      | <b>9,627</b> | <b>209,265</b> | <b>10,694</b> | <b>219,716</b> | <b>11,018</b> | <b>254,736</b> | <b>10,683</b> | <b>256,552</b> | <b>11,610</b> | <b>304,307</b> |

<sup>1</sup>Does not include health care online courses  
N/A indicates the program was not available in this academic year

**Source:** Office of Institutional Research reports

**SECTION IX - CONTINUING EDUCATION AND ECONOMIC DEVELOPMENT**

---

**CONTRACTUAL TRAINING 2002–2006**

| Contractual Training   | 2002          |                | 2003          |                | 2004          |                | 2005          |                | 2006          |                |
|------------------------|---------------|----------------|---------------|----------------|---------------|----------------|---------------|----------------|---------------|----------------|
|                        | Head-count    | Contact Hours  | Head-count    | Contact Hours  | Head-count    | Contact Hours  | Head-count    | Contact Hours  | Head-count    | Contact Hours  |
| Company A Learning Lab | 16            | 8              | 1,431         | 7,155          | 1,288         | 6,440          | 1,088         | 5,078          | 1,297         | 6,485          |
| Company D Learning Lab | N/A           | N/A            | 1,202         | 3,101          | 7,967         | 11,883         | 10,126        | 12,725         | 8,246         | 11,507         |
| Company M Learning Lab | 12,867        | 1,822          | 16,024        | 27,207         | 14,793        | 19,438         | 17,014        | 24,586         | 16,840        | 24,695         |
| Insurance              | 561           | 1,379          | 362           | 14,480         | 462           | 18,480         | 380           | 15,200         | 368           | 14,720         |
| PRIMEed                | N/A           | N/A            | N/A           | N/A            | 34            | 272            | 15            | 120            | 7             | 56             |
| Other                  | 7,548         | 121,623        | 9,033         | 130,001        | 6,000         | 96,452         | 5,767         | 81,968         | 4,765         | 60,690         |
| <b>Total</b>           | <b>20,992</b> | <b>124,832</b> | <b>28,052</b> | <b>181,944</b> | <b>30,544</b> | <b>152,965</b> | <b>34,390</b> | <b>139,677</b> | <b>31,523</b> | <b>118,153</b> |

**Source:** Office of Institutional Research reports

**SECTION X - DEVELOPMENT**

**SUMMARY of PUBLIC and PRIVATE SUPPORT FISCAL YEAR 2005–2006**

| <b>Instruction/Training Equipment</b>               | <b>Amount</b>      |
|---|--------------------|
| Air Force Medical Services                          | \$30,343           |
| Distance Learning Grant                             | \$759              |
| Diverse Pathways -- Teacher Preparation             | \$20,932           |
| Federal FIPSE Earmark                               | \$187,528          |
| HRSA Allied Health Special Projects                 | \$4,888            |
| National Endowment for the Humanities               | \$1,567            |
| Pathways to Prosperity (Robotics)                   | \$10,086           |
| Perkins III: Project ASSIST                         | \$677,251          |
| Pfizer  | \$1,007            |
| Recycling Grant                                     | \$8,853            |
| Victory over Violence (Office of Victims of Crime)  | \$32,337           |
| S.C. DSS - SAC 101                                  | \$60,192           |
| State Energy Grant                                  | \$19,216           |
| State Technology Grant                              | \$8,500            |
| Summer Transportation Institute (STI)               | \$39,161           |
| TEACH Early Childhood                               | \$1,872            |
| The Clemente Course                                 | \$4,026            |
| <b>Subtotal Instruction/Training/Equipment</b>      | <b>\$1,108,518</b> |
| <b>Continuing Education</b>                         | <b>Amount</b>      |
| LO/UD-Shady Grove PRC (Duke Endowment)              | \$20,000           |
| South Carolina Manufacturing Extension Partnership  | \$25,000           |
| WIA Voucher Program                                 | \$41,943           |
| <b>Subtotal Continuing Education</b>                | <b>\$86,943</b>    |
| <b>Community Outreach/Student Services</b>          | <b>Amount</b>      |
| BellSouth MOMAHS Project                            | \$2,172            |
| Minority Access & Equity Program                    | \$22,517           |
| MUSC Speech Project                                 | \$1,246            |
| TRIO: Educational Opportunity Center                | \$564,415          |
| TRIO: Educational Talent Search                     | \$399,110          |
| TRIO: Student Support Services                      | \$307,360          |
| TRIO: Upward Bound Math & Science                   | \$203,209          |
| <b>Subtotal Community Outreach/Student Services</b> | <b>\$1,500,029</b> |
| <b>TOTAL Public Support</b>                         | <b>\$2,695,490</b> |

**SECTION X - DEVELOPMENT**

---

**SUMMARY of PUBLIC and PRIVATE SUPPORT FISCAL YEAR 2005–2006 continued**

| <b>Private Support</b>  | <b>Amount</b>      |
|---|--------------------|
| Faculty/Staff Professional Development (includes TTC and outside courses) | \$64,898           |
| Program/Project Support   | \$279,952          |
| TTC Foundation Private Support: Scholarships                              | \$115,875          |
| TTC Minigrants  | \$49,483           |
| <b>TOTAL Private Support from TTC Foundation</b>                          | <b>\$510,208</b>   |
| <b>TOTAL PUBLIC and PRIVATE SUPPORT</b>                                   | <b>\$3,205,698</b> |

**Source:** Division of Advancement