











Ten to TTC Enrollment

 1	Apply to TTC	<p>If NEW to TTC and never applied before, complete the online application at https://www.applyweb.com/apply/trident/. Or apply in-person in Admissions on any campus. Submit \$30 non-refundable application fee.</p> <p>If NEW to TTC, but applied within last two years, complete an Application Update Form at http://www.tridenttech.edu/Application_Update_Form.pdf . If application is older than two years, complete a new Admission Application (https://www.applyweb.com/apply/trident/)</p> <p>If taking TTC courses while still enrolled in high school, complete Smart Start Application at http://www.tridenttech.edu/hs.htm.</p>								
 2	Apply for Financial Aid	<p>Apply for all aid (including Lottery) except scholarships by completing the Free Application for Federal Student Assistance (FAFSA) at http://www.fafsa.ed.gov/. TTC also has a number of campus-based scholarships that can be viewed at http://www.tridenttech.edu/financialaid_fa_available_aid.htm.</p>								
 3	Open your my.tridenttech Email and TTC Express accounts	<p>A few business days after you apply to TTC, our Admissions Office will send you a letter acknowledging that we have received your application. Follow the directions in this letter to open these two important communications tools. If you have problems logging in, call 843.574.6www for help. From now on, almost all of TTC's communications with you about admissions, financial aid, finances, and other important information will be thru my.tridenttech. We recommend that you check your my.tridenttech email at least twice a week.</p>								
 4	Complete Admissions Process	<table border="1"> <tr> <td data-bbox="336 819 496 853"> Test Scores </td> <td data-bbox="496 819 1516 943"> Submit qualifying ACT, SAT, or previous college coursework or schedule a TTC COMPASS Placement Test at http://www.tridenttech.edu/testing_compass.htm or by calling: Main Campus at 843.574.6410, Palmer Campus at 843.722.5516, or Berkeley Campus at 843.899.8079. </td> </tr> <tr> <td data-bbox="336 853 496 943"> Proof of High School or GED </td> <td data-bbox="496 943 1516 976"> Submit proof of high school graduation or GED. </td> </tr> <tr> <td data-bbox="336 943 496 1021"> Proof of Lawful Presence </td> <td data-bbox="496 976 1516 1032"> Submit proof of lawful presence http://www.tridenttech.edu/international_verify.htm in the United States. </td> </tr> <tr> <td data-bbox="336 1021 496 1106"> Optional: Official HS Transcript </td> <td data-bbox="496 1032 1516 1106"> Though not required for admission, we need an official copy of your high school transcript to consider you for the LIFE scholarship and the Academic Competitiveness Grant. </td> </tr> </table>	Test Scores	Submit qualifying ACT, SAT, or previous college coursework or schedule a TTC COMPASS Placement Test at http://www.tridenttech.edu/testing_compass.htm or by calling: Main Campus at 843.574.6410, Palmer Campus at 843.722.5516, or Berkeley Campus at 843.899.8079.	Proof of High School or GED	Submit proof of high school graduation or GED.	Proof of Lawful Presence	Submit proof of lawful presence http://www.tridenttech.edu/international_verify.htm in the United States.	Optional: Official HS Transcript	Though not required for admission, we need an official copy of your high school transcript to consider you for the LIFE scholarship and the Academic Competitiveness Grant.
Test Scores	Submit qualifying ACT, SAT, or previous college coursework or schedule a TTC COMPASS Placement Test at http://www.tridenttech.edu/testing_compass.htm or by calling: Main Campus at 843.574.6410, Palmer Campus at 843.722.5516, or Berkeley Campus at 843.899.8079.									
Proof of High School or GED	Submit proof of high school graduation or GED.									
Proof of Lawful Presence	Submit proof of lawful presence http://www.tridenttech.edu/international_verify.htm in the United States.									
Optional: Official HS Transcript	Though not required for admission, we need an official copy of your high school transcript to consider you for the LIFE scholarship and the Academic Competitiveness Grant.									
 5	Attend Orientation Have Advisor assigned	<p>You may complete Orientation in person on any campus. Call 843.574.6436 for Main Campus, 843.722.5516 for Palmer Campus, or 843.899.8079 for Berkeley Campus. Or you may visit http://www.tridenttech.edu/online_orientation.htm to complete Orientation online.</p>								
 6	Complete Advisement and Register for Classes	<p>If you have declared a major or are undecided as to major, call and make an appointment with the advisor you were assigned after Orientation within the dates indicated. Otherwise, plan to be advised and register on the "Registration Day" at the location shown in ON COURSE.</p> <p>When you meet with your advisor, the more thought you have given to your course and schedule preferences before this meeting, the more productive it will be.</p> <p>If you are nondegree, you may register at the Berkeley or Palmer Campuses' Admissions offices, at the Registrar's office on Main Campus, or when you attend Orientation.</p>								
 7	Buy Books	<p>When you buy books, do not open any packaging or write in them until you are sure that you have the correct books, that the class has not been cancelled due to low course enrollment, and/or that you will not change your mind about your schedule.</p>								
 8	Pay Tuition and Fees	<p>Each semester there are two Fee Payment Deadlines. If you register for classes before the first deadline and want to keep that schedule, then you must pay any balance due by the first deadline. View balance due in TTC Express. It will include any financial aid awards. TTC does NOT mail bills.</p> <p>If you register after the first payment deadline, then your balance is due no later than the published "Final" Payment Deadline. View balance due in your TTC Express account. It will include any financial aid awards. TTC does NOT mail bills.</p> <p>Pay online or in-person at any campus Business Office, or by check at a Business Office drop box. TTC also now offers a payment plan. For more information, log into your TTC Express account and click on "NBS Tuition Payment Plan Information" under the "Financial Information" heading.</p>								
 9	Obtain Student ID	<p>You may obtain your Student ID in the Student Activities office on Main Campus, in the Admissions Office on Palmer, and in the Learning Resources Center on Berkeley.</p>								
 10	Read those Emails	<p>Especially watch for Financial Aid notices and requests for information.</p>								